


## 阅读申明

- 1.本站收集的数据手册和产品资料都来自互联网，版权归原作者所有。如读者和版权方有任何异议请及时告之，我们将妥善解决。
- 2.本站提供的中文数据手册是英文数据手册的中文翻译，其目的是协助用户阅读，该译文无法自动跟随原稿更新，同时也可能存在翻译上的不当。建议读者以英文原稿为参考以便获得更精准的信息。
- 3.本站提供的产品资料，来自厂商的技术支持或者使用者的心得体会等，其内容可能存在描述上的差异，建议读者做出适当判断。
- 4.如需与我们联系，请发邮件到marketing@iczoom.com，主题请标有“数据手册”字样。









## Read Statement

1. The datasheets and other product information on the site are all from network reference or other public materials, and the copyright belongs to the original author and original published source. If readers and copyright owners have any objections, please contact us and we will deal with it in a timely manner.
2. The Chinese datasheets provided on the website is a Chinese translation of the English datasheets. Its purpose is for reader's learning exchange only and do not involve commercial purposes. The translation cannot be automatically updated with the original manuscript, and there may also be improper translations. Readers are advised to use the English manuscript as a reference for more accurate information.
3. All product information provided on the website refer to solutions from manufacturers' technical support or users the contents may have differences in description, and readers are advised to take the original article as the standard.
4. If you have any questions, please contact us at marketing@iczoom.com and mark the subject with "Datasheets" .

### 372 Series, TR5 Fuse, Time Lag



#### Agency Approvals

Agency	Agency File Number	Ampere Range
	97187	0.050A - 4A
	116448	5A - 6.3A
	JET1896-31007-2002	1A - 5A
	1410865	0.050A - 6.3A
	E67006	0.040A - 6.3A
	SU05024-7010 SU05024-7011 SU05024-7006 SU05024-7007 SU05024-7008 SU05024-7009 SU05024-7012	0.050 - 0.100A 0.125 - 0.800A 1A - 2.5A 3.15A 4A 5A 6.3A
	CQC07012020855	5A - 6.3A
	2007010207240346	0.040A - 4A

#### Description

The 372 Series are TR5® Fuses, Time-Lag type, 250V rated fuses, that are designed in accordance to IEC 60127-3.

#### Features

- Halogen free, Lead-free and RoHS compliant
- Reduced PCB space requirements
- Direct solderable or plug-in versions
- Internationally approved
- Low internal resistance
- Shock safe casing
- Vibration resistant
- Available from 0.040A to 6.3A

#### Applications

- Battery Chargers
- Consumer electronics
- Power supplies
- Industrial Controllers

#### Electrical Characteristics

% of Ampere Rating	Opening Time
150%	1 Hour, <b>Min.</b>
210%	2 Minutes, <b>Max.</b>
275%	400 ms, <b>Min.</b> ; 10 Sec., <b>Max.</b>
400%	150 ms, <b>Min.</b> ; 3 Sec., <b>Max.</b>
1000%	20 ms, <b>Min.</b> ; 150 ms, <b>Max.</b>

#### Additional Information



Datasheet



Resources



Samples

**Electrical Characteristics**

Amp Code	Rated Current	Voltage Rating	Breaking Capacity	Nominal Cold Resistance (Ohms)	Voltage Drop 1.0xI <sub>N</sub> max. (mV)	Power Dissipation 1.5xI <sub>N</sub> max. (mW)	Melting Integral 10xI <sub>N</sub> min. (A <sup>2</sup> s)	Agency Approvals						
0040	40mA	250V	35A@250VAC	10.1650	900	90	0.0090				X			
0050	50mA	250V		6.4950	500	70	0.0108	X	X	X			X	X
0063	63mA	250V		3.8000	400	80	0.0278	X	X	X			X	X
0080	80mA	250V		2.8750	370	100	0.0384	X	X	X			X	X
0100	100mA	250V		1.7030	300	110	0.0800	X	X	X			X	X
0125	125mA	250V		1.3500	260	120	0.1094	X	X	X			X	X
0160	160mA	250V		0.7780	200	130	0.1792	X	X	X			X	X
0200	200mA	250V		0.5750	170	140	0.3120	X	X	X			X	X
0250	250mA	250V		0.4000	150	150	0.4938	X	X	X			X	X
0315	315mA	250V		0.2760	140	160	0.3969	X	X	X			X	X
0400	400mA	250V		0.2050	130	170	1.4080	X	X	X			X	X
0500	500mA	250V		0.1550	125	180	2.0000	X	X	X			X	X
0630	630mA	250V		0.1150	120	200	3.0958	X	X	X			X	X
0800	800mA	250V		0.1000	110	220	5.7600	X	X	X			X	X
1100	1.00A	250V		0.0790	110	360	75.000	X	X	X	X		X	X
1125	1.25A	250V		0.0550	95	450	13.7500	X	X	X	X		X	X
1160	1.60A	250V		0.0420	95	450	19.9680	X	X	X	X		X	X
1200	2.00A	250V		0.0300	85	600	30.0000	X	X	X	X		X	X
1250	2.50A	250V		0.0220	80	700	35.0000	X	X	X	X		X	X
1315	3.15A	250V		0.0173	80	1100	77.3955	X	X	X	X		X	X
1400	4.00A	250V	40A / 250 VAC	0.0129	75	1200	126.4000	X	X	X	X	X	X	
1500	5.00A	250V	50A / 250 VAC	0.0094	80	1300	115.0000	X	X	X	X	CQC	X	
1630	6.30A*	250V		0.0070	58	1250	138.9150	X	X	X		CQC	X	

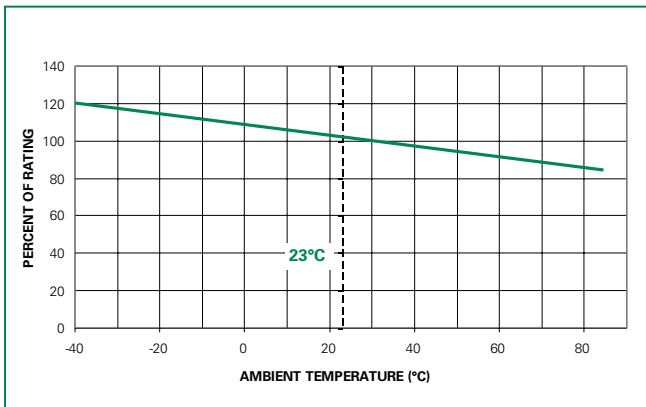
1 Per UL, approved breaking capacity is 50 A at 250 V.

\* Conducting path min. 0.2 mm<sup>2</sup>

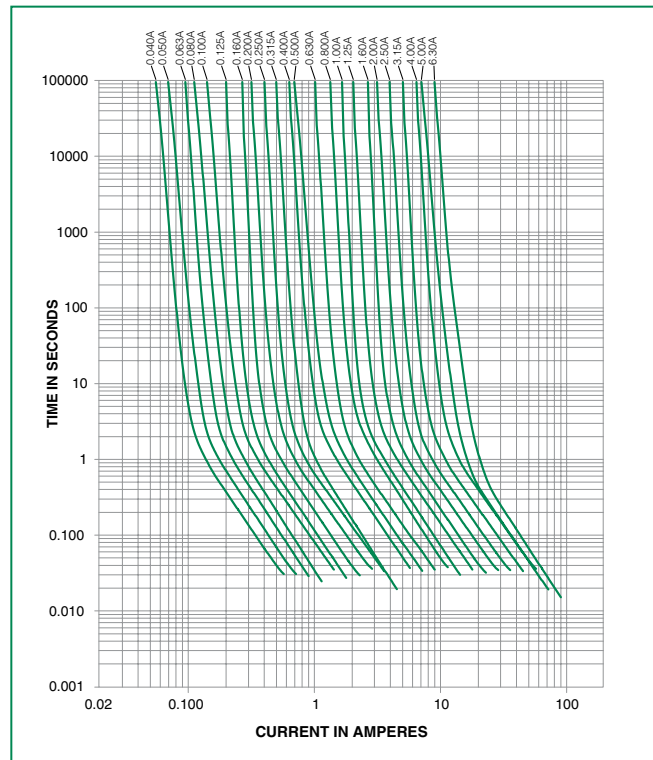
Notes:

- 1) 1.00 means the number one with two decimal places. 1,000 means the number one thousand.
- 2) Resistance is measured at 10% of rated current, 25°C.

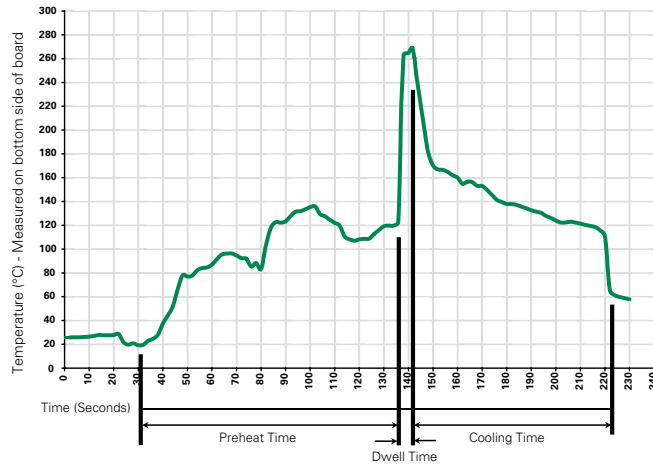
**Temperature Re-rating Curve**



**Average Time Current Curves**



## Soldering Parameters - Wave Soldering



## Recommended Process Parameters:

Wave Parameter	Lead-Free Recommendation
<b>Preheat:</b> (Depends on Flux Activation Temperature)	(Typical Industry Recommendation)
Temperature Minimum:	100°C
Temperature Maximum:	150°C
Preheat Time:	60-180 seconds
<b>Solder Pot Temperature:</b>	260°C Maximum
<b>Solder Dwell Time:</b>	2-5 seconds

## Recommended Hand-Solder Parameters:

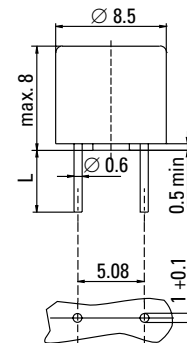
Solder Iron Temperature: 350°C +/- 5°C  
Heating Time: 5 seconds max.

**Note: These devices are not recommended for IR or Convection Reflow process.**

## Product Characteristics

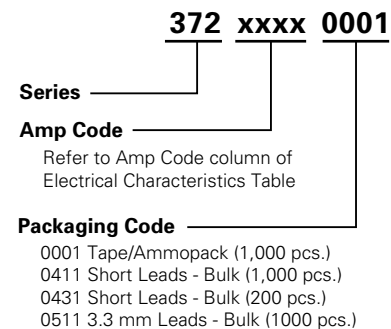
<b>Materials</b>	Base/Cap: Brown Thermoplastic Polyamide PA 6.6, UL 94 V-0 Round Pins: Copper, Tin-plated
<b>Lead Pull Strength</b>	10 N (IEC 60068-2-21)
<b>Solderability</b>	260°C, ≤ 3s. (Wave) 350°C, ≤ 1s. (Soldering Iron)
<b>Soldering Heat Resistance</b>	260°C, 10s. (IEC 60068-2-20) 350°C, 3s. (Soldering Iron)
<b>Operating Temperature</b>	-40°C to +85°C (Consider re-rating)
<b>Climatic Category</b>	-40°C/+85°C/21 days (IEC 60068-1,-2-1,-2-2,-2-78)
<b>Stock Conditions</b>	+10°C to +60°C RH ≤ 75% yearly average, without dew, maximum value for 30 days-95%
<b>Vibration Resistance</b>	24 cycles at 15 min. each (IEC 60068-2-6) 10 - 60 Hz at 0.75 mm amplitude 60 - 2000 Hz at 10G's acceleration

## Dimensions



Long Leads (L=18.8mm)  
Short Leads (L=4.3mm)

## Part Numbering System



## Packaging

Packaging Option	Packaging Specification	Quantity	Quantity & Packaging Code	Taping Width
<b>372 Series</b>				
Tape & Ammopack	N/A	1,000	0001	N/A
Short Leads	N/A	1,000	0411	N/A
Short Leads	N/A	200	0431	N/A
3.3mm Leads	N/A	1,000	0511	N/A