

阅读申明


- 1.本站收集的数据手册和产品资料都来自互联网，版权归原作者所有。如读者和版权方有任何异议请及时告之，我们将妥善解决。
- 2.本站提供的中文数据手册是英文数据手册的中文翻译，其目的是协助用户阅读，该译文无法自动跟随原稿更新，同时也可能存在翻译上的不当。建议读者以英文原稿为参考以便获得更精准的信息。
- 3.本站提供的产品资料，来自厂商的技术支持或者使用者的心得体会等，其内容可能存在描述上的差异，建议读者做出适当判断。
- 4.如需与我们联系，请发邮件到marketing@iczoom.com，主题请标有“数据手册”字样。

Read Statement

1. The datasheets and other product information on the site are all from network reference or other public materials, and the copyright belongs to the original author and original published source. If readers and copyright owners have any objections, please contact us and we will deal with it in a timely manner.
2. The Chinese datasheets provided on the website is a Chinese translation of the English datasheets. Its purpose is for reader's learning exchange only and do not involve commercial purposes. The translation cannot be automatically updated with the original manuscript, and there may also be improper translations. Readers are advised to use the English manuscript as a reference for more accurate information.
3. All product information provided on the website refer to solutions from manufacturers' technical support or users the contents may have differences in description, and readers are advised to take the original article as the standard.
4. If you have any questions, please contact us at marketing@iczoom.com and mark the subject with "Datasheets" .

3216LV

Fast-acting Line-voltage Chip™ surface mount fuse



Product features

- Surface mount fuse, fast acting, 125Vac
- Utilize thick and thin metal film technologies for superior fusing action and enhanced reliability.

Agency information

- UL Recognition Guide & File numbers: JDYX2 & E19180.
- CSA Component Acceptance: 053787 C 000 & Class No: 1422 30

Environmental data

- Operating Temperature Range: -65 °C to +125 °C, with proper derating
- Thermal Shock: MIL-STD-202, Method 107, Test Condition B (-65 °C to 125 °C), 1000 cycles, fuses soldered to FR-4 glass-epoxy circuit board
- Vibration: MIL-STD-202, Method 204, Test Condition C (55 Hz to 2000 HZ, 10 G)
- Solderability: Withstands 60 seconds above 200 °C, 260 °C maximum
- Moisture Resistance: MIL-STD-202, Method 106, 10 day cycle
- Solder Leach Resistance & Terminal Adhesion: EIA-576 (30 seconds submersion in 260 °C (tin-lead solder)

Soldering method

- Wave Immersion: 260 °C, 10 sec max.
- Infrared Reflow: 260 °C, 30 sec max.

Ordering

- Specify packaging and product code (i.e., TR/3216LV1-R)

| ELECTRICAL CHARACTERISTICS | |
|----------------------------|-------------------|
| % of Amp Rating | Opening Time |
| 100% | 4 hours minimum |
| 250% | 5 seconds maximum |

| SPECIFICATIONS | | | | | | | |
|----------------|-----------------------|-----------------------|---------------------------------------|---|----------|---|---|
| Part Number | Current Rating (Amps) | Voltage Rating Vac/dc | Interrupting Rating @125Vac/dc (amps) | Typical Melting Integral @ 10X Rated Current (A ² * sec) | | Typ. Resistance @ ≤ 10% Rated Current (Ω) | Typ. Voltage Drop @ Rated Current (Volts) |
| | | | | AC | DC | | |
| 3216LV250-R | 250mA | 125 | 50 | 0.00016 | 0.000084 | 4.5 | 1.4 |
| 3216LV375-R | 375mA | 125 | 50 | 0.001 | 0.0002 | 1.80 | 0.73 |
| 3216LV750-R | 750mA | 125 | 50 | 0.0033 | 0.00379 | 0.75 | 0.63 |
| 3216LV1-R | 1 | 125 | 50 | 0.020 | 0.0084 | 0.52 | 0.63 |
| 3216LV1.25-R | 1.25 | 125 | 50 | 0.035 | 0.021 | 0.40 | 0.62 |
| 3216LV1.5-R | 1.5 | 125 | 50 | 0.038 | 0.024 | 0.26 | 0.49 |

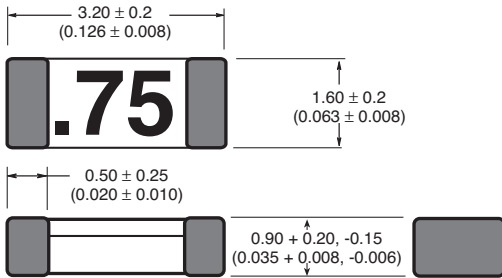
Notes:

1. AC interrupting rating, melting integral and total clearing integral measured at 125V, unity power factor
2. DC interrupting rating, melting integral and total clearing integral measured at 125V with a battery source
3. Voltage drop measured at 23 ± 3°C ambient temperature with the device mounted on a suitable circuit board trace
4. It is recommended that fuses be mounted with ceramic (white) side facing up
5. Device designed to carry rated current for four hours minimum. An operating current of 80% or less of rated current is recommended, with further derating required at elevated ambient temperatures

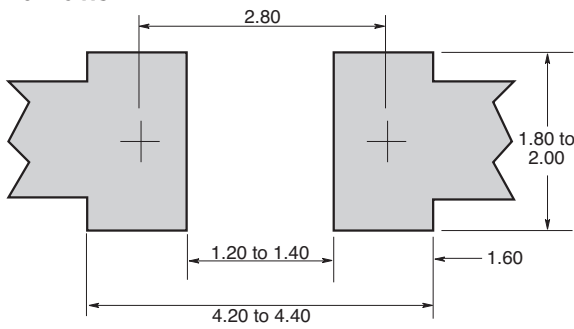


Powering Business Worldwide

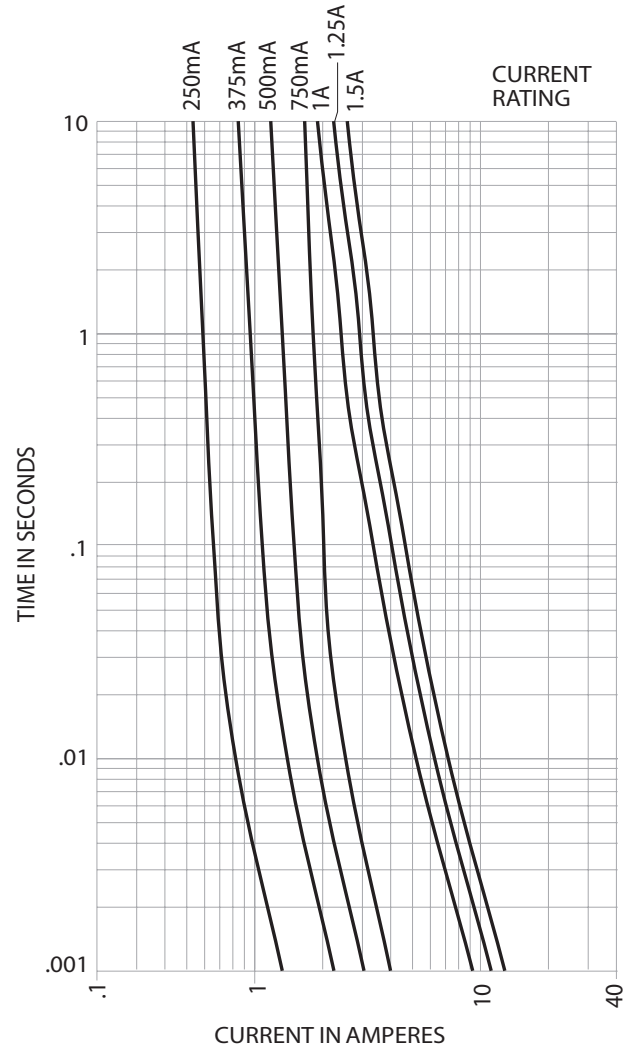
Dimensions mm/(inches)
Drawing Not to Scale



Land Pattern



TIME CURRENT CURVE



| PACKAGING CODE | |
|----------------|---|
| Packaging Code | Description |
| TR | 3000 fuses on 8mm tape-and-reel on a 7 inch (178mm) reel per EIA Standard 481 |

Life Support Policy: Eaton does not authorize the use of any of its products for use in life support devices or systems without the express written approval of an officer of the Company. Life support systems are devices which support or sustain life, and whose failure to perform, when properly used in accordance with instructions for use provided in the labeling, can be reasonably expected to result in significant injury to the user.

Eaton reserves the right, without notice, to change design or construction of any products and to discontinue or limit distribution of any products. Eaton also reserves the right to change or update, without notice, any technical information contained in this bulletin.

Eaton
Electronics Division
1000 Eaton Boulevard
Cleveland, OH 44122
United States
www.eaton.com/electronics

© 2017 Eaton
All Rights Reserved
Printed in USA
Publication No. 2541
May 2017