

## 阅读申明


- 1.本站收集的数据手册和产品资料都来自互联网，版权归原作者所有。如读者和版权方有任何异议请及时告之，我们将妥善解决。
- 2.本站提供的中文数据手册是英文数据手册的中文翻译，其目的是协助用户阅读，该译文无法自动跟随原稿更新，同时也可能存在翻译上的不当。建议读者以英文原稿为参考以便获得更精准的信息。
- 3.本站提供的产品资料，来自厂商的技术支持或者使用者的心得体会等，其内容可能存在描述上的差异，建议读者做出适当判断。
- 4.如需与我们联系，请发邮件到marketing@iczoom.com，主题请标有“数据手册”字样。

## Read Statement

1. The datasheets and other product information on the site are all from network reference or other public materials, and the copyright belongs to the original author and original published source. If readers and copyright owners have any objections, please contact us and we will deal with it in a timely manner.
2. The Chinese datasheets provided on the website is a Chinese translation of the English datasheets. Its purpose is for reader's learning exchange only and do not involve commercial purposes. The translation cannot be automatically updated with the original manuscript, and there may also be improper translations. Readers are advised to use the English manuscript as a reference for more accurate information.
3. All product information provided on the website refer to solutions from manufacturers' technical support or users the contents may have differences in description, and readers are advised to take the original article as the standard.
4. If you have any questions, please contact us at marketing@iczoom.com and mark the subject with "Datasheets" .

# C515

## 5 mm x 15 mm Axial-leaded, time-delay, glass tube fuses



### Product features

- Axial-leaded, time-delay
- 5 x 15mm physical size
- Nickel-plated brass endcap construction
- Leads are tin coated
- Optional sleeve is flexible fluoropolymer (UL Flammability rating VW-1).
- UL Listed product meets standard UL 248-14

### Agency information

- UL Listed Card: C515 125mA-250mA and 375mA-3A (Guide JDYX, File E19180)
- UL Recognized Card: C515 350mA, and 3.5A-7A (Guide JDYX2, File E19180)
- CSA Certification Card: C515 125mA-250mA and 375mA-3A (Class 1422-01, 53787)

Electrical Characteristics		
Rated Current	Amp Rating	Opening Time
125mA - 250mA	135%	60 minutes max.
	200%	3 seconds min. 120 seconds max.
350mA	100%	4 hours min.
	470mA	30 minutes max.
	600mA	90 seconds max.
	2A	2 seconds max.
375mA - 7A	6A	500 milliseconds max.
	135%	60 minutes max.
	200%	3 seconds min. 120 seconds max.

### Ordering

- Specify product code
- Insert packaging code prefix before part number.  
E.g., BK (or TR2)/C515-2-R
- With TR2 packaging code, lead wire length is 20.3mm Specify option code, if desired
- For insulation sleeve, insert "S" after part series.  
E.g., BK/C515S-2-R

Product Code	Voltage Rating Vac	Specifications			Typical DC Cold Resistance* (Ω)	Typical Melting I <sup>2</sup> t <sup>**</sup>	Max Voltage Drop (mV) <sup>***</sup>
		Interrupting Rating (amps)					
		600Vac	250Vac	125Vac			
C515-125-R	250	-	35	10000	4.72	0.101	770
C515-250-R	250	-	35	10000	1.32	0.467	430
C515-350-R	250	25	35	10000	1.04	1.169	530
C515-375-R	250	-	35	10000	0.81	1.531	470
C515-500-R	250	-	35	10000	0.54	2.280	440
C515-600-R	250	-	35	10000	0.38	6.982	350
C515-750-R	250	-	35	10000	0.26	9.162	310
C515-800-R	250	-	35	10000	0.23	10.544	260
C515-1-R	250	-	35	10000	0.14	14.289	230
C515-1.25-R	250	-	100	10000	0.13	22.961	220
C515-1.5-R	250	-	100	10000	0.100	31.989	240
C515-1.6-R	250	-	100	10000	0.090	35.156	200
C515-2-R	250	-	100	10000	0.059	60.256	170
C515-2.25-R	250	-	100	10000	0.057	97.724	180
C515-2.5-R	250	-	100	10000	0.046	78.163	190
C515-3-R	250	-	100	10000	0.035	80.426	150
C515-3.5-R	125	-	-	400	0.028	149.279	130
C515-4-R	125	-	-	400	0.023	233.346	130
C515-5-R	125	-	-	400	0.019	354.813	150
C515-6-R	125	-	-	400	0.014	471.360	125
C515-7-R	125	-	-	400	0.013	710.500	100

\*DC Cold Resistance (Measured at <10% of rated current)

\*\*Typical Melting I<sup>2</sup>t (A<sup>2</sup>Sec) (Minimum I<sup>2</sup>t at 10 times rated current)

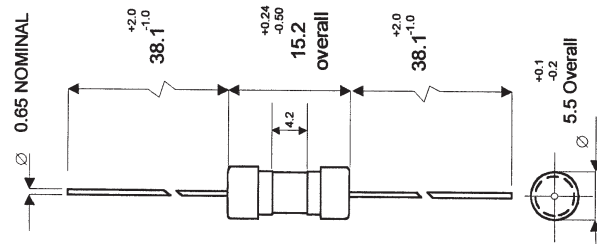
\*\*\*Typical Voltage Drop (Voltage drop was measured at 25°C ambient temperature at rated current)



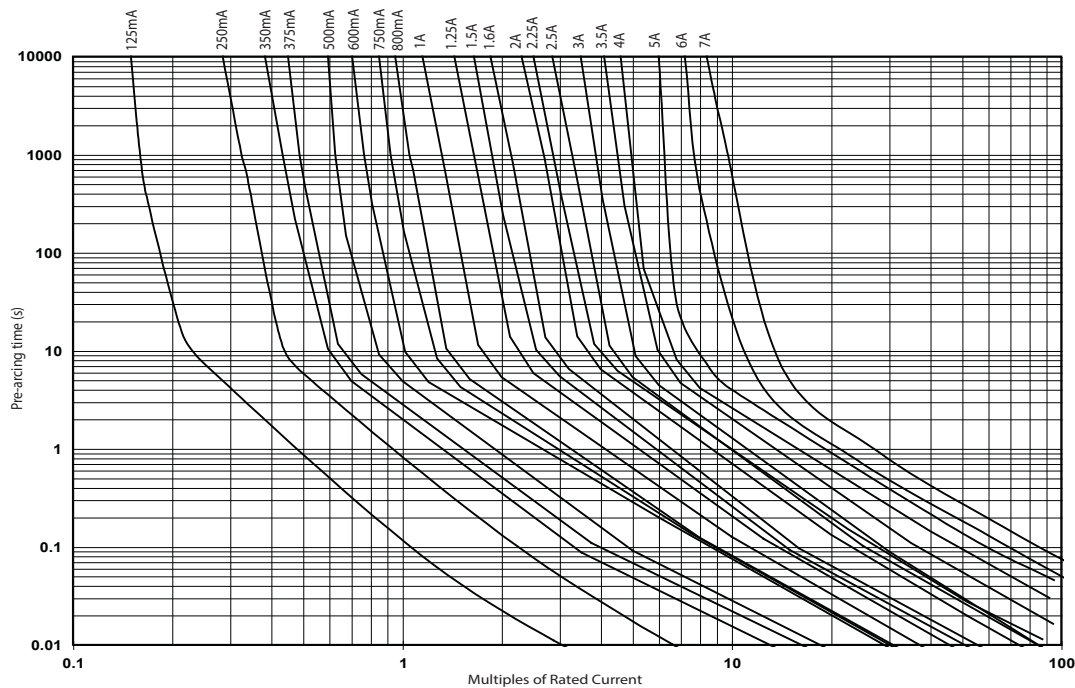
Powering Business Worldwide

**Dimensions mm**

Drawing Not to Scale



Time-Current Curves



Packaging Code	
Packaging Code Prefix	Description
BK	100 fuses packed into a cardboard carton
TR2	1500 fuses packed into tape on a reel (20.3mm lead wire length)

Option Code	
Option Code	Description
S	Insulation Sleeve

Life Support Policy: Eaton does not authorize the use of any of its products for use in life support devices or systems without the express written approval of an officer of the Company. Life support systems are devices which support or sustain life, and whose failure to perform, when properly used in accordance with instructions for use provided in the labeling, can be reasonably expected to result in significant injury to the user.

Eaton reserves the right, without notice, to change design or construction of any products and to discontinue or limit distribution of any products. Eaton also reserves the right to change or update, without notice, any technical information contained in this bulletin.

**Eaton**  
Electronics Division  
1000 Eaton Boulevard  
Cleveland, OH 44122  
United States  
www.eaton.com/electronics

© 2017 Eaton  
All Rights Reserved  
Printed in USA  
Publication No. 2006 BU-SB09716  
May 2017

Eaton is a registered trademark.

All other trademarks are property of their respective owners.