


## 阅读申明

- 1.本站收集的数据手册和产品资料都来自互联网，版权归原作者所有。如读者和版权方有任何异议请及时告之，我们将妥善解决。
- 2.本站提供的中文数据手册是英文数据手册的中文翻译，其目的是协助用户阅读，该译文无法自动跟随原稿更新，同时也可能存在翻译上的不当。建议读者以英文原稿为参考以便获得更精准的信息。
- 3.本站提供的产品资料，来自厂商的技术支持或者使用者的心得体会等，其内容可能存在描述上的差异，建议读者做出适当判断。
- 4.如需与我们联系，请发邮件到marketing@iczoom.com，主题请标有“数据手册”字样。

## Read Statement

1. The datasheets and other product information on the site are all from network reference or other public materials, and the copyright belongs to the original author and original published source. If readers and copyright owners have any objections, please contact us and we will deal with it in a timely manner.
2. The Chinese datasheets provided on the website is a Chinese translation of the English datasheets. Its purpose is for reader's learning exchange only and do not involve commercial purposes. The translation cannot be automatically updated with the original manuscript, and there may also be improper translations. Readers are advised to use the English manuscript as a reference for more accurate information.
3. All product information provided on the website refer to solutions from manufacturers' technical support or users the contents may have differences in description, and readers are advised to take the original article as the standard.
4. If you have any questions, please contact us at marketing@iczoom.com and mark the subject with "Datasheets" .

## 251/253 Series, PICO® II Very Fast-Acting Fuse



### Description

The PICO® II Very Fast-Acting Fuse is designed to meet an extensive array of performance characteristics in a space-saving subminiature package.

### Features







- Very fast-acting
- Small size
- Wide current rating range (0.062A- 15A)
- Halogen-free available
- Wide operating temperature range
- Low temperature re-rating

### Applications

Secondary protection for space constrained applications

- Flat-panel display TV
- LCD monitor
- LCD backlight inverter
- Office machines
- Power supply
- Audio/Video system
- Lighting system
- Medical equipment

### Agency Approvals

| Agency  | Agency File Number<br>253 Series | Agency File Number<br>251 Series | Ampere Range                        |
|---|----------------------------------|----------------------------------|-------------------------------------|
|    | N/A                              | E10480                           | 0.062A - 15A                        |
|    | N/A                              | 29862                            | 0.062A - 15A                        |
|    | N/A                              | PSE_NBK200416-<br>JP1021         | 1A - 5A                             |
|   | N/A                              | J50158379                        | 0.500A - 10A                        |
|  | FM10                             | N/A                              | 0.062A - 15A                        |
|  | N/A                              | 2009010207366577                 | 0.500A, 1A, 2A,<br>2.5A, 3A, 4A, 5A |

### Electrical Characteristics for Series

| % of Ampere Rating | Ampere Rating                                   | Opening Time     |
|--------------------|---|------------------|
| 100%               | 0.062A - 15A                                    | 4 Hours, Min.    |
| 200%               | 0.062A - 7A                                     | 1 Second, Max.   |
|                    | 10A   | 3 Seconds, Max.  |
| 275%               | 12 - 15A  | 10 Seconds, Max. |
|                    | 0.500A, 1A, 2A,<br>2.5A, 3A, 4A, 5A,<br>7A, 10A | 300 msec., Max.  |
| 400%               | 0.05A, 1A, 2A,<br>2.5A, 3A, 4A, 5A,<br>7A, 10A  | 30 msec., Max.   |
| 1000%              | 0.500A, 1A, 2A,<br>2.5A, 3A, 4A, 5A,<br>7A, 10A | 4 msec., Max.    |

### Additional Information



**Datasheet  
251 Series**



**Resources  
251 Series**



**Samples  
251 Series**



**Datasheet  
253 Series**








**Resources  
253 Series**



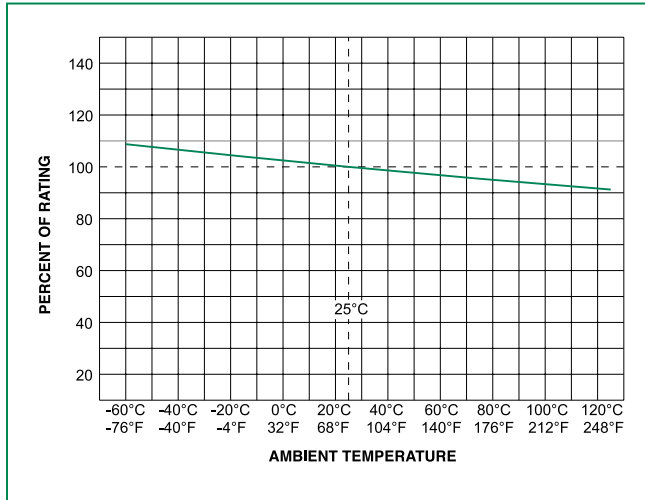
**Samples  
253 Series**

### Electrical Specifications by Item

| Ampere Rating (A) | Amp Code | Ordering Number (Std.) | Ordering Number (Mil.) | Max Voltage Rating (V) | Interrupting Rating          | Nominal Cold Resistance (Ohms) | Nominal Melting I <sup>2</sup> t (A <sup>2</sup> sec) | Nom Voltage Drop (V) | Agency Approvals  |   |   |   |  |   |   |
|-------------------|----------|------------------------|------------------------|------------------------|------------------------------|--------------------------------|---|----------------------|---|---|---|---|--|---|---|
|                   |          |                        |                        |                        |                              |                                |   |                      |  |  |  |  | <br>253 Series Only |  |   |
| .062              | .062     | 251.062                | 253.062                | 125                    | 300 A @ 125VDC<br>50A@125VAC | 7.000                          | 0.000113  | 1.4                  | x   | x   |   |   | x  |   |   |
| .125              | .125     | 251.125                | 253.125                | 125                    |                              | 1.700                          | 0.00174   | 0.285                | x   | x   |   |   | x  |   |   |
| .200              | .200     | 251.200                | 253.200                | 125                    |                              | 0.895                          | 0.0048  | 0.345                | x   | x   |   |   |  |   |   |
| .250              | .250     | 251.250                | 253.250                | 125                    |                              | 0.665                          | 0.0116  | 0.24                 | x   | x   |   |   | x  |   |   |
| .375              | .375     | 251.375                | 253.375                | 125                    |                              | 0.395                          | 0.0296  | 0.215                | x   | x   |   |   | x  |   |   |
| .500              | .500     | 251.500                | 253.500                | 125                    |                              | 0.302                          | 0.0598  | 0.2165               | x   | x   |   | x   | x  | x   |   |
| .630              | .630     | 251.630                |                        | 125                    |                              | 0.205                          | 0.08  | 0.188                | x   | x   |   |   |  |   |   |
| .750              | .750     | 251.750                | 253.750                | 125                    |                              | 0.175                          | 0.153   | 0.176                | x   | x   |   | x   | x  |   |   |
| 1.00              | 001.     | 251001.                | 253001.                | 125                    |                              | 0.128                          | 0.256   | 0.194                | x   | x   | x   | x   | x  | x   |   |
| 1.25              | 1.25     | 2511.25                |                        | 125                    |                              | 0.100                          | 0.390   | 0.2                  | x   | x   | x   |   |  |   |   |
| 1.50              | 01.5     | 25101.5                | 25301.5                | 125                    |                              | For CCC 7A:<br>70A@125VAC      | 0.0823  | 0.587                | 0.21  | x   | x   | x   | x  | x   |   |
| 2.00              | 002.     | 251002.                | 253002.                | 125                    |                              | 0.0473                         | 0.405   | 0.141                | x   | x   | x   | x   | x  | x   |   |
| 2.50              | 02.5     | 25102.5                |                        | 125                    |                              | For CCC 10A:<br>100A@125VAC    | 0.0360  | 0.721                | 0.132   | x   | x   | x   | x  |   | x |
| 3.00              | 003.     | 251003.                | 253003.                | 125                    |                              | 0.0295                         | 1.19  | 0.131                | x   | x   | x   | x   | x  | x   |   |
| 3.50              | 03.5     | 25103.5                |                        | 125                    |                              | 0.0240                         | 1.58  | 0.1205               | x   | x   | x   | x   |  |   |   |
| 4.00              | 004.     | 251004.                | 253004.                | 125                    |                              | 0.0204                         | 2.45  | 0.114                | x   | x   | x   | x   | x  | x   |   |
| 5.00              | 005.     | 251005.                | 253005.                | 125                    |                              | 0.0158                         | 4.14  | 0.11                 | x   | x   | x   | x   | x  | x   |   |
| 7.00              | 007.     | 251007.                | 253007.                | 125                    | 0.0107                       | 10.4                           | 0.102   | x                    | x   |   | x   | x   |  |   |   |
| 10.0              | 010.     | 251010.                | 253010.                | 125                    | 0.0072                       | 25.5                           | 0.1   | x                    | x   |   | x   | x   |  |   |   |
| 12.0              | 012.     | 251012.                |                        | 32                     | 300A@32VDC<br>& 50A@32VAC    | 0.0059                         | 45.2  | 0.0878               | x   | x   |   |   |  |   |   |
| 15.0              | 015.     | 251015.                | 253015.                | 32                     | 0.00446                      | 68.8                           | 0.071   | x                    | x   |   |   | x   |  |   |   |

Note: Higher ampere ratings are available. Please contact Littelfuse Technical Support or your Littelfuse products representative for assistance.

### Temperature Re-rating Curve



Note:

1. Re-rating depicted in this curve is in addition to the standard derating of 25% for continuous operation.

### Soldering Parameters

#### Recommended Process Parameters:

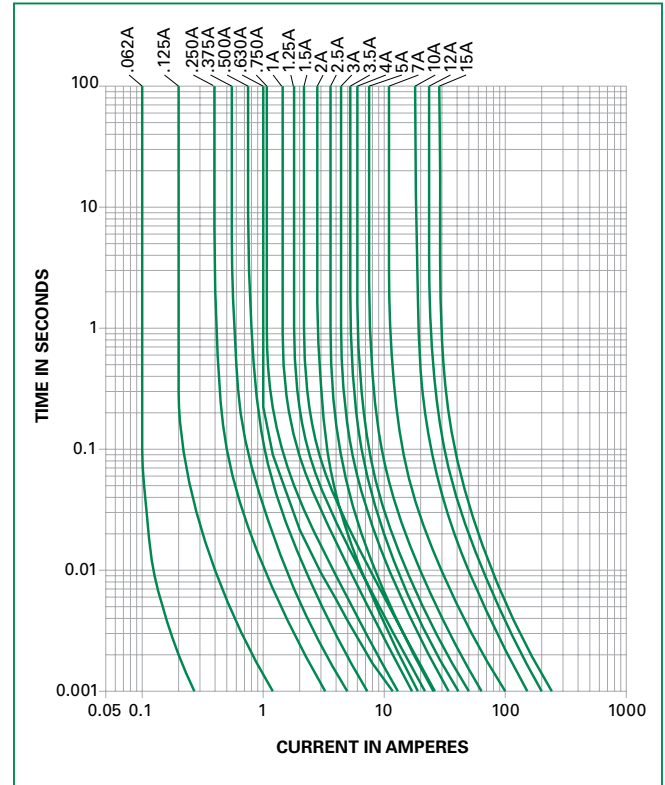
| Wave Parameter  | Lead-Free Recommendation for 251 Series only |
|---|--|
| <b>Preheat:</b><br>(Depends on Flux Activation Temperature) | (Typical Industry Recommendation)            |
| Temperature Minimum:  | 100°C  |
| Temperature Maximum:  | 150°C  |
| Preheat Time:   | 60-180 seconds                               |
| <b>Solder Pot Temperature:</b>                              | 260°C Maximum                                |
| <b>Solder Dwell Time:</b>                                   | 2-5 seconds                                  |

#### Recommended Hand Soldering Parameters:

Solder Iron Temperature: 350°C +/- 5°C  
 Heating Time: 5 seconds max.

**Note: These devices are not recommended for IR or Convection Reflow process**

### Average Time Current Curves

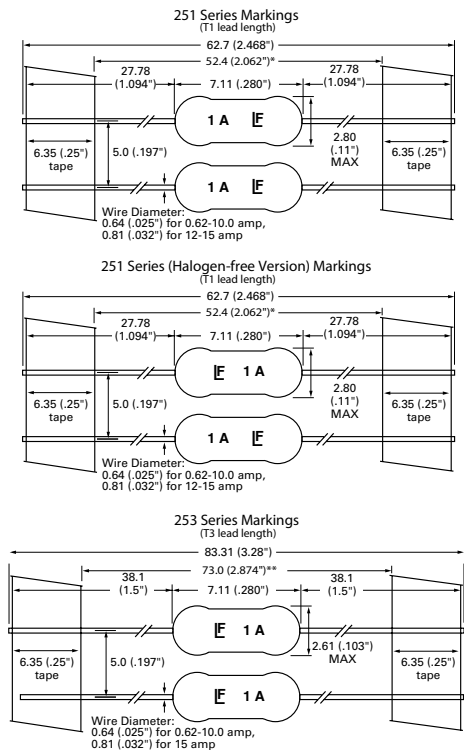


### Product Characteristics

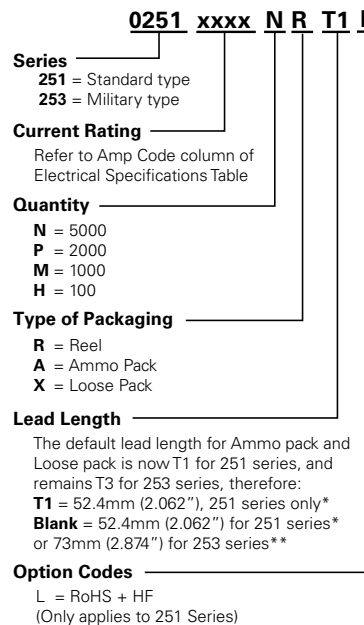
|                              |  |
|------------------------------|--|
| <b>Materials</b>             | Encapsulated, Epoxy-Coated<br><b>Body:</b> Pure Tin-coated Copper wire leads       |
| <b>Solderability</b>         | MIL-STD-202, Method 208  |
| <b>Lead Pull Force</b>       | MIL-STD-202, Method 211, Test Condition A (will withstand a 7lbs. axial pull test) |
| <b>Fuses To MIL SPEC</b>     | For fuses to MIL-PRF-23419, FM10 change the series number from 251 to 253          |
| <b>Operating Temperature</b> | -55°C to +125°C (Consider re-rating)   |

|   |  |
|---|--|
| <b>Vibration</b>                              | MIL-STD-202, Method 201 (10–55 Hz); Method 204, Test Condition C (55–2000 Hz at 10 G's Peak) |
| <b>Shock</b>                                  | MIL-STD-202, Method 213, Test Condition I (100 G's peak for 6 msec.)                         |
| <b>Insulation Resistance (After Opening):</b> | MIL-STD-202, Method 302, Test Condition A (10,000 ohms minimum at 100 volts)                 |
| <b>Moisture Resistance</b>                    | MIL-STD-202, Method 106  |
| <b>Resistance to Soldering Heat</b>           | Withstands 60 seconds above 200°C and up to 260°C, maximum                                   |
| <b>Flammability Rating</b>                    | UL 94V-0   |

### Dimensions



### Part Numbering System



### Packaging

| Packaging Option                   | Packaging Specification | Quantity & Packaging Code   |
|------------------------------------|-------------------------|---|
| *T1: 52.4mm (2.062") Tape and Reel | EIA 296                 | Please refer to available quantities above in "Part Numbering System" |
| **T3: 73mm (2.874") Tape and Reel  | EIA 296                 |   |

The default lead length for both ammo pack and loose pack is T1 for 251 and is T3 for 253.

Notes: \* T1 dimension is defined as the length of the component between the two tapes. The full component length is 62.7mm (2.468"). **T1 length is for 251 series only.**  
\*\* T3 dimension is defined as the length of the component between the two tapes. The full component length is 83.37mm (3.28"). **T3 length is for 253 series only.**