

阅读申明


- 1.本站收集的数据手册和产品资料都来自互联网，版权归原作者所有。如读者和版权方有任何异议请及时告之，我们将妥善解决。
- 2.本站提供的中文数据手册是英文数据手册的中文翻译，其目的是协助用户阅读，该译文无法自动跟随原稿更新，同时也可能存在翻译上的不当。建议读者以英文原稿为参考以便获得更精准的信息。
- 3.本站提供的产品资料，来自厂商的技术支持或者使用者的心得体会等，其内容可能存在描述上的差异，建议读者做出适当判断。
- 4.如需与我们联系，请发邮件到marketing@iczoom.com，主题请标有“数据手册”字样。

Read Statement

1. The datasheets and other product information on the site are all from network reference or other public materials, and the copyright belongs to the original author and original published source. If readers and copyright owners have any objections, please contact us and we will deal with it in a timely manner.
2. The Chinese datasheets provided on the website is a Chinese translation of the English datasheets. Its purpose is for reader's learning exchange only and do not involve commercial purposes. The translation cannot be automatically updated with the original manuscript, and there may also be improper translations. Readers are advised to use the English manuscript as a reference for more accurate information.
3. All product information provided on the website refer to solutions from manufacturers' technical support or users the contents may have differences in description, and readers are advised to take the original article as the standard.
4. If you have any questions, please contact us at marketing@iczoom.com and mark the subject with "Datasheets" .

SS-5H

300V Subminiature, radial leaded, time-delay fuses



Product description

- Radial leaded, time delay with high breaking capacity
- Designed to IEC60127-3
- Plastic cap and base, flammability UL 94V0
- Protects against harmful overcurrents in primary and secondary applications
- Small rectangular-leaded design utilizes less board space
- High frequency vibration: MIL-STD-202F, Method 201A
- Halogen free, lead free, RoHS compliant

Applications

Primary and secondary circuit protection:

- Power supplies
- Notebooks and laptops
- Appliances and white goods
- Lighting ballasts
- Power adapters
- Set top boxes
- LED/LCD televisions and displays
- Air conditioners
- Battery chargers

Agency information

- UL Recognition: File E19180, Guide JDYX2/JDYX8
- VDE: 40031800
- TUV: J50190080
- CQC: 11012056980
- PSE: JET 1641-31007-1006 (1- 5A); JET 1641-31007-1007 (6.3A)
- KC: SU05011-11001 (1~2.5A); SU05011-11002 (3.15~6.3A)

Ordering

- Specify part number and packaging suffix as shown

| Part number | Packaging suffix |
|-------------|------------------|
| SS-5H-1A | -AP |

Packaging suffixes

250V Version

- -AP (1000 parts Ammo pack, Pitch =12.7mm)
- -BK (200 parts in a polybag, Lead L=4.3 ±0.3mm)
- -BK2 (200 parts in a polybag, Lead L=21 ±3.0mm)

300V Version

- -APH (1000 parts Ammo pack, Pitch =12.7mm)
- -BKH (200 parts in a polybag, Lead L=4.3 ±0.3mm)
- -BK2H (200 parts in a polybag, Lead L=21 ±3.0mm)



Powering Business Worldwide

Electrical characteristics

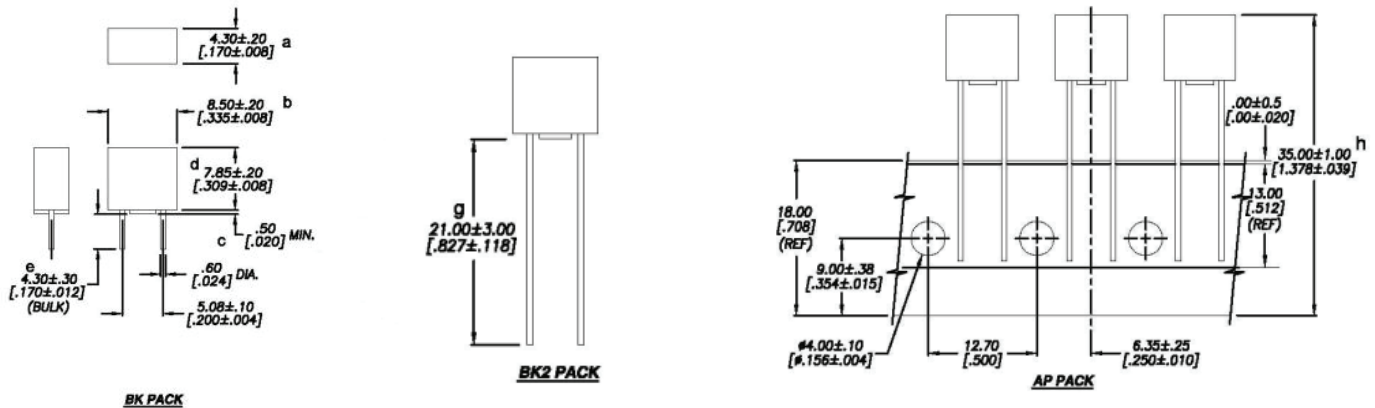
| I_n | $1.5I_n$ min minute | $2.1I_n$ max minute | $2.75I_n$ min ms | $2.75I_n$ max s | $4I_n$ min ms | $4I_n$ max s | $10I_n$ min ms | $10I_n$ max ms |
|-----------|---------------------------|---------------------------|---------------------|--------------------|---------------------|--------------------|----------------------|----------------------|
| 1A - 6.3A | 60 | 2 | 400 | 10 | 150 | 3 | 20 | 150 |

Product specifications

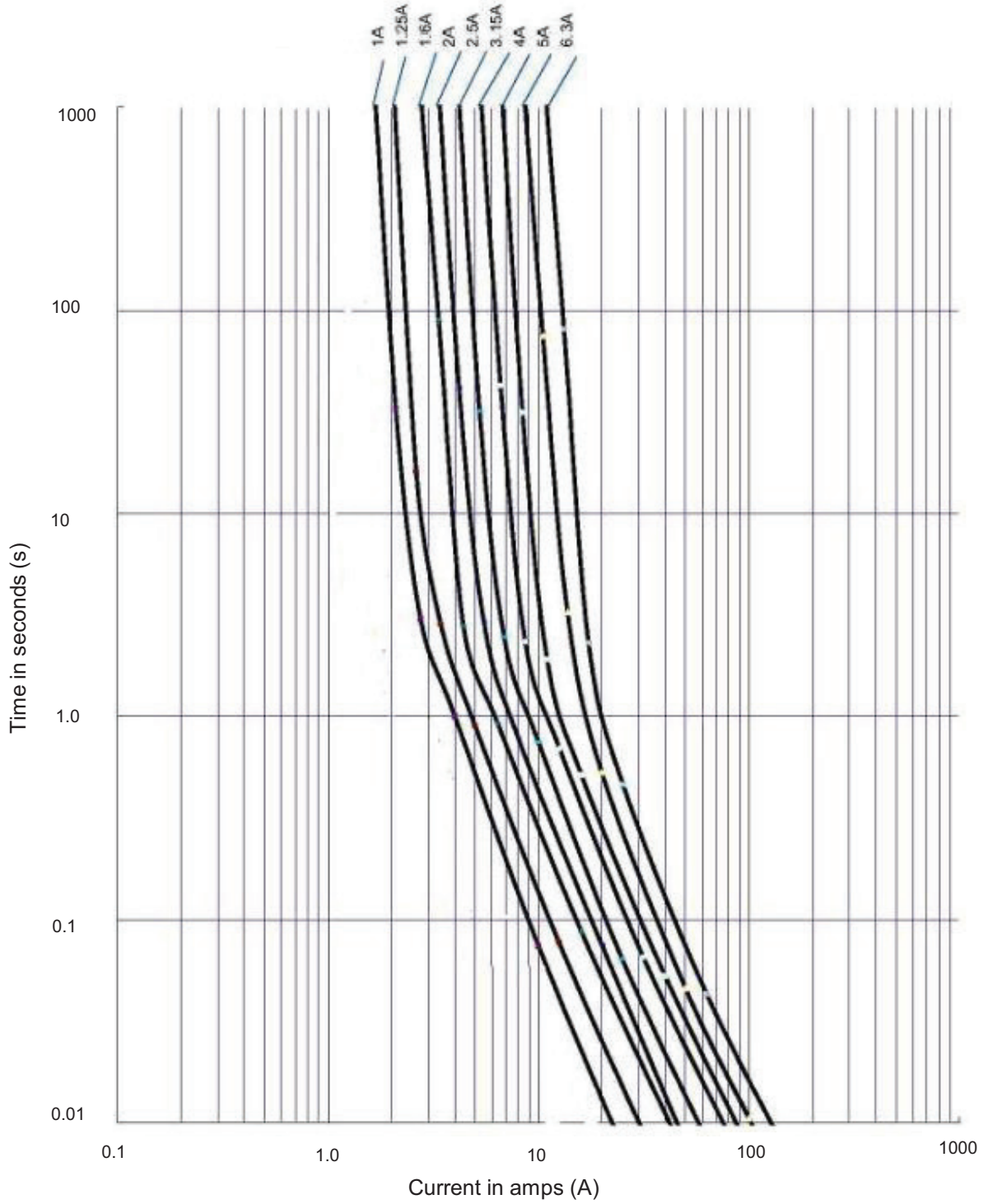
| Part number | Voltage rating ¹ AC | Interrupting rating at rated voltage (50Hz) AC (amps) | Typical DC cold resistance ² (mΩ) | Typical melting ³ I ² t (A2s) | Typical voltage drop ⁴ (mV) | VDE ¹ | TUV ¹ | CURUs ¹ | CQC ¹ | KC ¹ | PSE+JET ¹ |
|-------------|--------------------------------|---|--|---|--|------------------|------------------|--------------------|------------------|-----------------|----------------------|
| SS-5H-1A | 300 | 100 | 78 | 7.4 | 94.5 | X | X | X | X | X | X |
| SS-5H-1.25A | 300 | 100 | 57 | 12.8 | 87 | X | X | X | X | X | X |
| SS-5H-1.6A | 300 | 100 | 43 | 23 | 79 | X | X | X | X | X | X |
| SS-5H-2A | 300 | 100 | 31.2 | 29.8 | 75 | X | X | X | X | X | X |
| SS-5H-2.5A | 300 | 100 | 23.0 | 40.3 | 73.5 | X | X | X | X | X | X |
| SS-5H-3.15A | 300 | 100 | 17.5 | 67 | 62.5 | X | X | X | X | X | X |
| SS-5H-4A | 300 | 100 | 12 | 87 | 60.5 | X | X | X | X | X | X |
| SS-5H-5A | 300 | 100 | 7.35 | 120 | 43 | X | X | X | X | X | X |
| SS-5H-6.3A | 300 | 100 | 7.4 | 176 | 59 | X | X | X | X | X | X |

- CQC and KC-Mark voltage rating only 250Vac. VDE, TUV, cURus and PSE voltage ratings given at both 250Vac and 300Vac
- Typical cold resistance (measured at <10% of rated current)
- I²t value is measured at 10I_n DC
- Typical voltage drop (voltage drop was measured at 20°C ambient temperature at rated current)

Dimensions and packaging (mm)

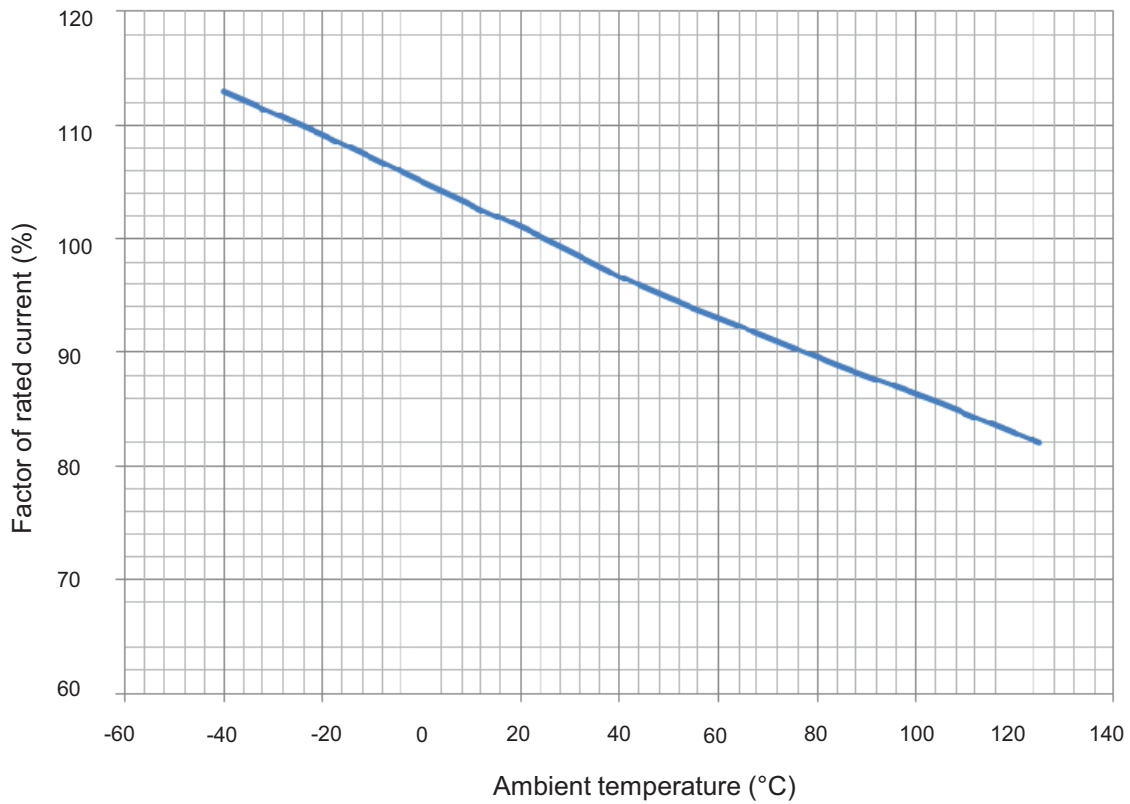


Time vs. current curve



Temperature derating curve

Normal Operating Temperature: 25°C±2°C



Environmental data

Operating temperature -40°C to 125°C w ith proper correction factor applied

Storage temperature -10°C to 40°C

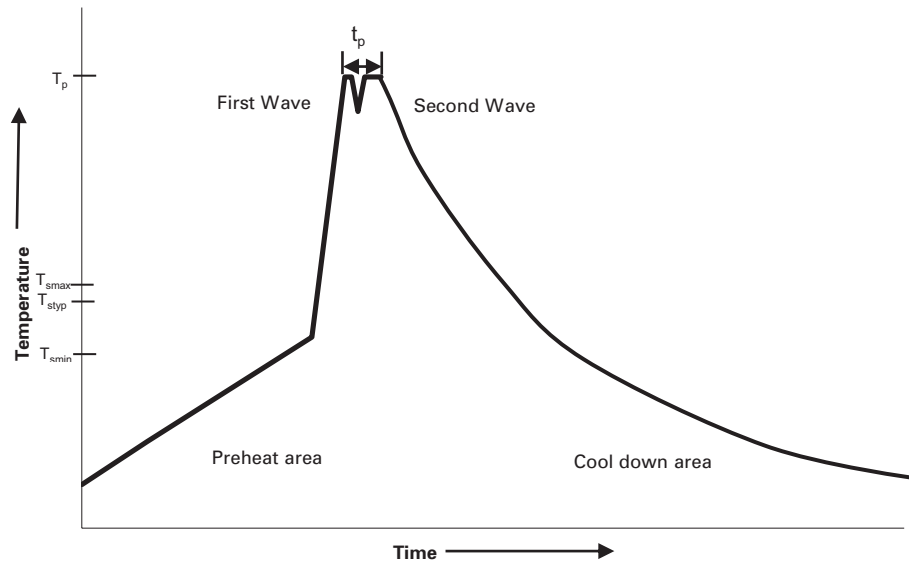
Solderability-EIA-186-9E Method 9

High Frequency Vibration Test-Withstands 10-55Hz per MIL-STD-202F, Method 201A

Endurance Test-IEC60127-3/4

Wave solder profile

Reflow soldering not recommended



Reference EN 61760-1:2006

| Profile Feature | Standard SnPb Solder | Lead (Pb) Free Solder |
|-------------------------------------|---|---|
| Preheat | • Temperature min. (T_{smin}) | 100°C |
| | • Temperature typ. (T_{styp}) | 120°C |
| | • Temperature max. (T_{smax}) | 130°C |
| | • Time (T_{smin} to T_{smax}) (t_s) | 70 seconds |
| Δ preheat to max Temperature | 150°C max. | 150°C max. |
| Peak temperature (T_p)* | 235°C – 260°C | 250°C – 260°C |
| Time at peak temperature (t_p) | 10 seconds max 5 seconds max each wave | 10 seconds max 5 seconds max each wave |
| Ramp-down rate | ~ 2 K/s min ~3.5 K/s typ ~5 K/s max | ~ 2 K/s min ~3.5 K/s typ ~5 K/s max |
| Time 25°C to 25°C | 4 minutes | 4 minutes |

Manual solder

350°C, 4-5 seconds (by soldering iron), generally manual hand soldering is not recommended.

Life Support Policy: Eaton does not authorize the use of any of its products for use in life support devices or systems without the express written approval of an officer of the Company. Life support systems are devices which support or sustain life, and whose failure to perform, when properly used in accordance with instructions for use provided in the labeling, can be reasonably expected to result in significant injury to the user.

Eaton reserves the right, without notice, to change design or construction of any products and to discontinue or limit distribution of any products. Eaton also reserves the right to change or update, without notice, any technical information contained in this bulletin.

Eaton
Electronics Division
1000 Eaton Boulevard
Cleveland, OH 44122
United States
www.eaton.com/elx

© 2015 Eaton
All Rights Reserved
Printed in USA
Publication No. 4416 BU-MC15043
October 2015