

阅读申明


- 1.本站收集的数据手册和产品资料都来自互联网，版权归原作者所有。如读者和版权方有任何异议请及时告之，我们将妥善解决。
- 2.本站提供的中文数据手册是英文数据手册的中文翻译，其目的是协助用户阅读，该译文无法自动跟随原稿更新，同时也可能存在翻译上的不当。建议读者以英文原稿为参考以便获得更精准的信息。
- 3.本站提供的产品资料，来自厂商的技术支持或者使用者的心得体会等，其内容可能存在描述上的差异，建议读者做出适当判断。
- 4.如需与我们联系，请发邮件到marketing@iczoom.com，主题请标有“数据手册”字样。

Read Statement

1. The datasheets and other product information on the site are all from network reference or other public materials, and the copyright belongs to the original author and original published source. If readers and copyright owners have any objections, please contact us and we will deal with it in a timely manner.
2. The Chinese datasheets provided on the website is a Chinese translation of the English datasheets. Its purpose is for reader's learning exchange only and do not involve commercial purposes. The translation cannot be automatically updated with the original manuscript, and there may also be improper translations. Readers are advised to use the English manuscript as a reference for more accurate information.
3. All product information provided on the website refer to solutions from manufacturers' technical support or users the contents may have differences in description, and readers are advised to take the original article as the standard.
4. If you have any questions, please contact us at marketing@iczoom.com and mark the subject with "Datasheets" .

C519

5 mm x 15 mm Time-delay glass tube fuses



Product features

- Time-delay
- 5 x 15mm physical size
- Nickel-plated brass endcap construction
- UL Listed product meets standard UL 248-14

Agency information

- UL Listed Card: C519 125mA-250mA and 375mA-3A (Guide JDYX, File E19180)
- UL Recognized Card: C519 350mA, and 3.5A-7A (Guide JDYX2, File E19180)
- CSA Certification Card: C519 125mA-250mA and 375mA-3A (Class 1422-01, File 53787)

Ordering

- Specify product code
- Insert packaging code prefix before part number.
E.g. BK(BK1)/C519-2-R

Electrical Characteristics		
Rated Current	Amp Rating	Opening Time
125mA - 250mA	135%	60 minutes max.
	200%	3 seconds min. 120 seconds max.
350mA	100%	4 hours min.
	470mA	30 minutes max.
	600mA	90 seconds max.
	2A	2 seconds max.
375mA - 5A	6A	500 milliseconds max.
	135%	60 minutes max.
	200%	3 seconds min. 120 seconds max.

Part Number	Voltage Rating Vac	Interrupting Rating at Rated Voltage (amps)			Typical DC Cold Resistance* (Ω)	Typical Melting I ² t*** DC	Max. Voltage Drop (mV)***
		600Vac	250Vac	125Vac			
		C519-125-R	250	-			
C519-250-R	250	-	35	10,000	1.32	0.467	430
C519-350-R	250	25	35	10,000	1.04	1.169	530
C519-375-R	250	-	35	10,000	0.81	1.531	470
C519-500-R	250	-	35	10,000	0.54	2.280	440
C519-600-R	250	-	35	10,000	0.38	6.982	350
C519-750-R	250	-	35	10,000	0.26	9.162	310
C519-1-R	250	-	35	10,000	0.14	14.289	230
C519-1.25-R	250	-	100	10,000	0.13	22.961	220
C519-1.5-R	250	-	100	10,000	0.10	31.989	240
C519-1.6-R	250	-	100	10,000	0.09	31.156	200
C519-2-R	250	-	100	10,000	0.059	60.256	170
C519-2.25-R	250	-	100	10,000	0.057	97.724	180
C519-2.5-R	250	-	100	10,000	0.046	78.163	190
C519-3-R	250	-	100	10,000	0.035	80.426	150
C519-3.5-R	125	-	-	400	0.028	149.279	130
C519-4-R	125	-	-	400	0.023	233.346	130
C519-5-R	125	-	-	400	0.019	354.813	150

* DC Cold Resistance (Measured at <10% of rated current)

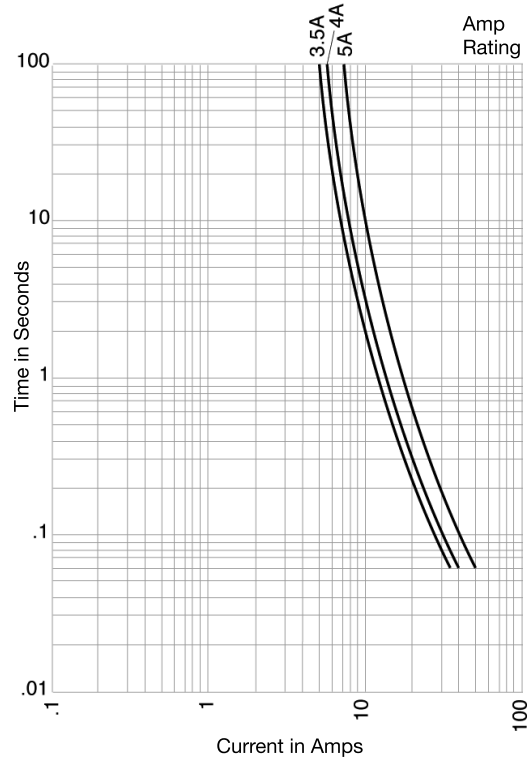
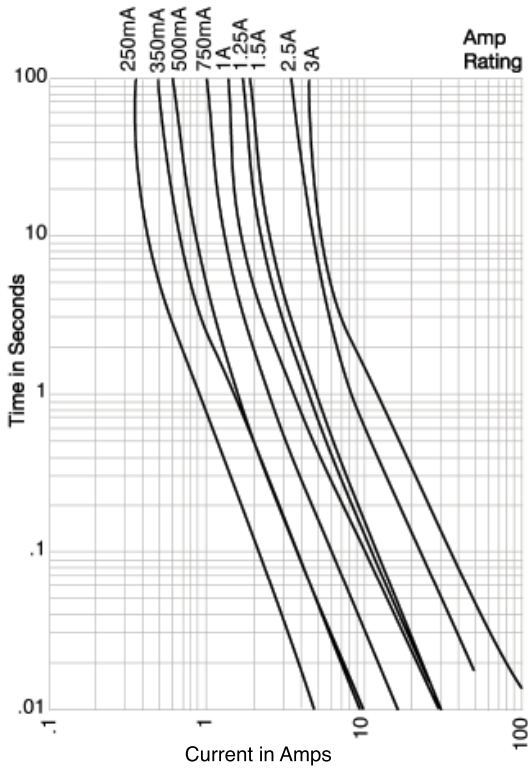
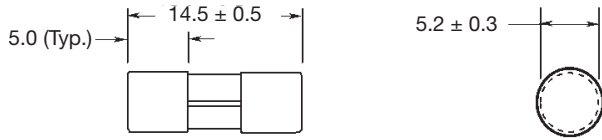
** Typical Melting I²t (A²Sec) (Typical I²t at 10 times rated current)

*** Typical Voltage Drop (Voltage drop was measured at 25°C±3°C ambient temperature at rated current)



Powering Business Worldwide

Dimensions - mm
Drawing Not to Scale



Packaging Code	
Packaging Code Prefix	Description
BK	100 fuses packed into a cardboard carton
BK1	1,000 fuses packed into a cardboard carton

Life Support Policy: Eaton does not authorize the use of any of its products for use in life support devices or systems without the express written approval of an officer of the Company. Life support systems are devices which support or sustain life, and whose failure to perform, when properly used in accordance with instructions for use provided in the labeling, can be reasonably expected to result in significant injury to the user.

Eaton reserves the right, without notice, to change design or construction of any products and to discontinue or limit distribution of any products. Eaton also reserves the right to change or update, without notice, any technical information contained in this bulletin.

Eaton
Electronics Division
1000 Eaton Boulevard
Cleveland, OH 44122
United States
www.eaton.com/electronics

© 2017 Eaton
All Rights Reserved
Printed in USA
Publication No. 2007 BU-SB09719
May 2017