


## 阅读申明

- 1.本站收集的数据手册和产品资料都来自互联网，版权归原作者所有。如读者和版权方有任何异议请及时告之，我们将妥善解决。
- 2.本站提供的中文数据手册是英文数据手册的中文翻译，其目的是协助用户阅读，该译文无法自动跟随原稿更新，同时也可能存在翻译上的不当。建议读者以英文原稿为参考以便获得更精准的信息。
- 3.本站提供的产品资料，来自厂商的技术支持或者使用者的心得体会等，其内容可能存在描述上的差异，建议读者做出适当判断。
- 4.如需与我们联系，请发邮件到marketing@iczoom.com，主题请标有“数据手册”字样。

## Read Statement

1. The datasheets and other product information on the site are all from network reference or other public materials, and the copyright belongs to the original author and original published source. If readers and copyright owners have any objections, please contact us and we will deal with it in a timely manner.
2. The Chinese datasheets provided on the website is a Chinese translation of the English datasheets. Its purpose is for reader's learning exchange only and do not involve commercial purposes. The translation cannot be automatically updated with the original manuscript, and there may also be improper translations. Readers are advised to use the English manuscript as a reference for more accurate information.
3. All product information provided on the website refer to solutions from manufacturers' technical support or users the contents may have differences in description, and readers are advised to take the original article as the standard.
4. If you have any questions, please contact us at marketing@iczoom.com and mark the subject with "Datasheets" .

203 Series Fuse



**Description**

Fast-Acting and Slo-Blo® Fuse versions of the Flat-Pak® Fuse designs are available. Both designs are available in either a gull-wing surface mount package or a DIP configuration for through-hole mounting. These fuse designs feature a 250 VAC rating in a low profile, rectangular package.

**Agency Approvals**

AGENCY	AGENCY FILE NUMBER	AMPERE RANGE
	E10480	0.250A - 5A
	29862	0.250A - 5A

**Additional Information**



Datasheet



Resources



Samples

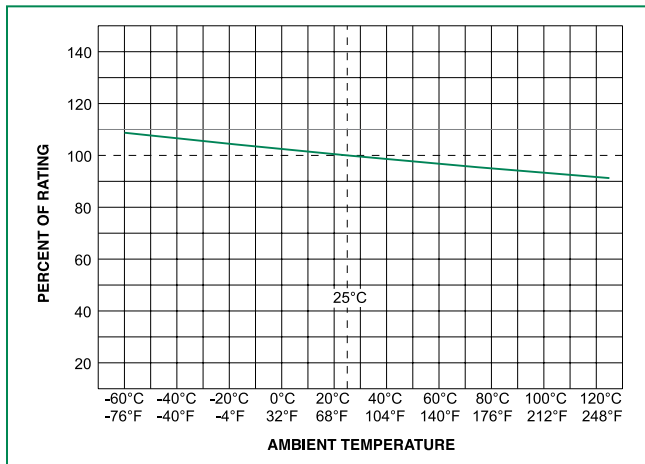
**Electrical Characteristics for Series**

% of Ampere Rating	Opening Time
100%	4 hours, Minimum
200%	1 second, Min; 30 seconds Max.

**Electrical Specifications by Item**

Ampere Rating (A)	Amp Code	Max Voltage Rating (V)	Interrupting Rating	Nominal Cold Resistance (Ohms)	Nominal Melting I <sup>2</sup> t (A <sup>2</sup> sec)	Agency Approvals	
0.25	.250	250	50A@250VAC	1.320	0.0126	x	x
0.50	.500	250		0.433	0.112	x	x
0.75	.750	250		0.158	0.462	x	x
1.00	001.	250		0.0755	0.328	x	x
1.50	015.	250		0.0399	0.850	x	x
2.00	002.	250		0.0337	1.70	x	x
2.50	02.5	250		0.0243	2.87	x	x
3.00	003.	250		0.0197	4.40	x	x
4.00	004.	250		0.0148	11.66	x	x
5.00	005.	250		0.0120	14.7	x	x

### Temperature Re-rating Curve



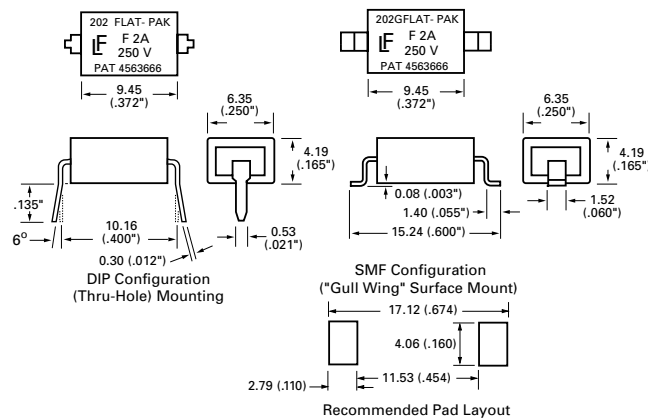
Note:

1. Re-rating depicted in this curve is in addition to the standard derating of 25% for continuous operation.

### Soldering Parameters

Wave Soldering	260°C, 3 seconds max.
Reflow Soldering	215°C, 30 seconds max.

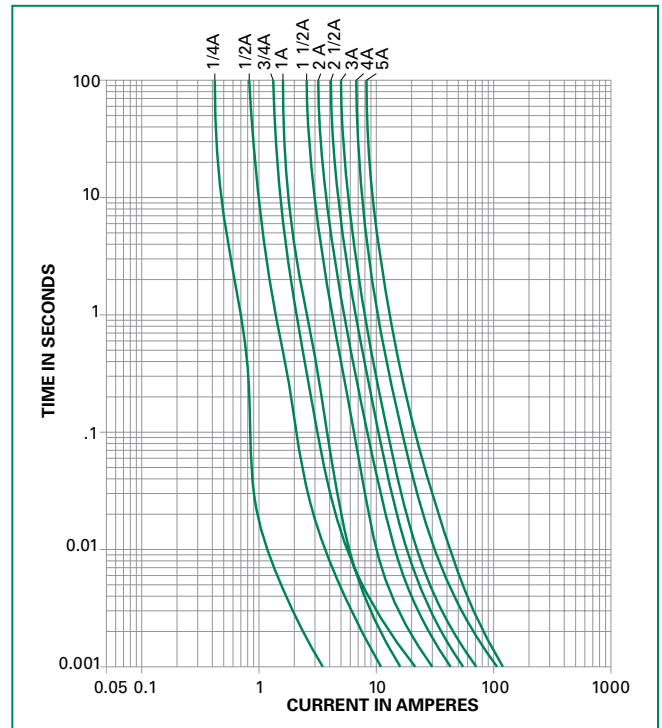
### Dimensions



### Packaging

Packaging Option	Packaging Specification	Quantity	Quantity & Packaging Code
<b>Surface Mount Fuses</b>			
Bulk	-	100	HXG
24mm Tape and Reel	EIA 481 (IEC60286, part 3)	500	URG
<b>Through Hole Fuses</b>			
Antistatic Magazine	-	100	H

### Average Time Current Curves



### Product Characteristics

<b>Materials</b>	Body: Thermoplastic Terminations: Tin/Lead Plated Copper
<b>Solderability</b>	MIL-STD-202, Method 208.
<b>Cleaning</b>	Board washable in most common solvents.
<b>Operating Temperature</b>	-55°C to 125°C

### Part Numbering System

