


阅读申明

- 1.本站收集的数据手册和产品资料都来自互联网，版权归原作者所有。如读者和版权方有任何异议请及时告之，我们将妥善解决。
- 2.本站提供的中文数据手册是英文数据手册的中文翻译，其目的是协助用户阅读，该译文无法自动跟随原稿更新，同时也可能存在翻译上的不当。建议读者以英文原稿为参考以便获得更精准的信息。
- 3.本站提供的产品资料，来自厂商的技术支持或者使用者的心得体会等，其内容可能存在描述上的差异，建议读者做出适当判断。
- 4.如需与我们联系，请发邮件到marketing@iczoom.com，主题请标有“数据手册”字样。

Read Statement

1. The datasheets and other product information on the site are all from network reference or other public materials, and the copyright belongs to the original author and original published source. If readers and copyright owners have any objections, please contact us and we will deal with it in a timely manner.
2. The Chinese datasheets provided on the website is a Chinese translation of the English datasheets. Its purpose is for reader's learning exchange only and do not involve commercial purposes. The translation cannot be automatically updated with the original manuscript, and there may also be improper translations. Readers are advised to use the English manuscript as a reference for more accurate information.
3. All product information provided on the website refer to solutions from manufacturers' technical support or users the contents may have differences in description, and readers are advised to take the original article as the standard.
4. If you have any questions, please contact us at marketing@iczoom.com and mark the subject with "Datasheets" .

Subminiature, Radial Leaded, Fast-Acting Fuses PC-Tron Series



Description

- Radial leaded, fast-acting thru-hole fuse
- Ideal for high voltage DC applications
- Board washable
- Optional mounting socket available (PCS)
- Available in different lead configurations

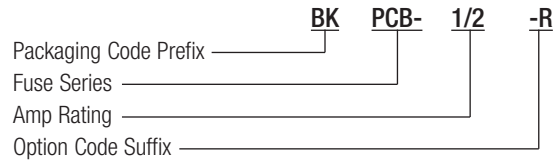
AC Time-Current Characteristics	
% of Amp Rating	Opening Time
100%	4 hours minimum
200%	10 second maximum

Agency Information

- UL Recognized: E19180
- CSA: 42731

Part Number System/Ordering - An Option Code Must Be Selected

- Specify packaging code prefix, product and option code suffix

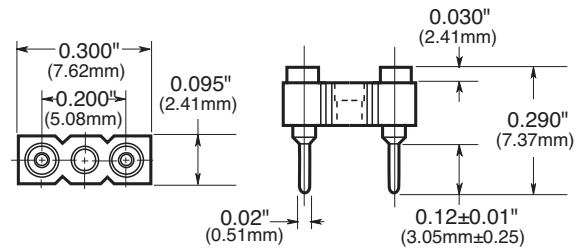


DC Application

The PC-Tron subminiature fuse is UL Recognized for DC supplementary overcurrent protection to provide individual protection for components or internal circuits in equipment. Suitability for a specific application is dependent on time constants and capacitance values. It is the responsibility of the customer to evaluate the information provided for applicability to their particular application.

PCS Mounting Socket (RoHS compliant)

- Available as option. Specify catalog number BK/PCS (100 in a polybag) and short fuse lead length — PCC or PCE



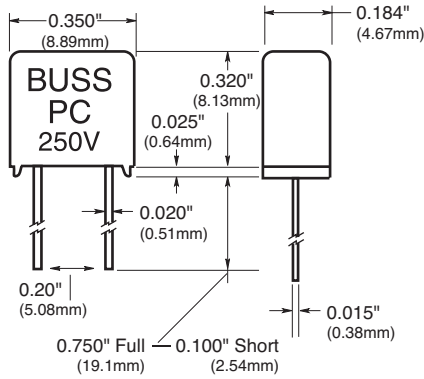
Specifications

Catalog Number	Lead Length	AC Voltage Rating	AC Interrupting	DC Voltage Rating	DC Interrupting	
					Min.	Max.
PCB-1/2, 3/4, 1, 1-1/2, 2, 2-1/2	Full - 0.750" (straight)	250V	50A@250V - 10kA@125V	450V	300	5900A
PCB-3	Full - 0.750" (straight)	250V	50A@250V	450V	300	4400A
PCB-4	Full - 0.750" (straight)	-	-	450V	300	2500A
PCC-1/2, 3/4, 1, 1-1/2, 2, 2-1/2	Short 0.100" (straight)	250V	50A@250V - 10kA@125V	450V	300	5900A
PCC-3	Short 0.100" (straight)	250V	50A@250V - 10kA@125V	450V	300	4400A
PCC-4	Short 0.100" (straight)	-	-	450V	300	2500A
PCD-5	Full - 0.750" (straight)	125V	10kA@125V	400V	300	1000A
PCE-5	Short 0.100" (straight)	125V	10kA@125V	400V	300	1000A
PCF-1/2, 3/4, 1, 1-1/2, 2, 2-1/2	0.475"	250V	50A@250V - 10kA@125V	450V	300	5900A
PCF-3	0.475"	250V	50A@250V - 10kA@125V	450V	300	4400A
PCG-5	0.475"	125V	10kA@125V	400V	300	1000A
PCH-1/2, 3/4, 1, 1-1/2, 2, 2-1/2	0.125"	250V	50A@250V - 10kA@125V	450V	300	5900A
PCH-3	0.125"	250V	50A@250V - 10kA@125V	450V	300	4400A
PCH-4	0.125"	-	-	450V	300	2500A
PCI-5	0.125"	125V	10kA@125V	400V	300	1000A

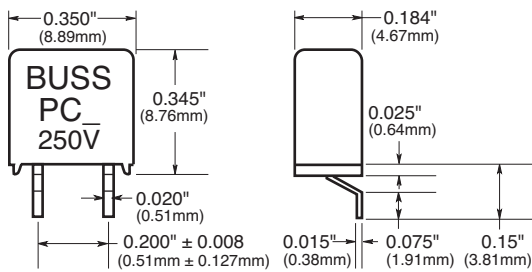
Device designed to carry rated current for four hours minimum. An operating current of 80% or less of rated current is recommended, with further derating required at elevated ambient temperatures.

Dimensions - mm ($\pm 0.005''/0.13\text{mm}$)

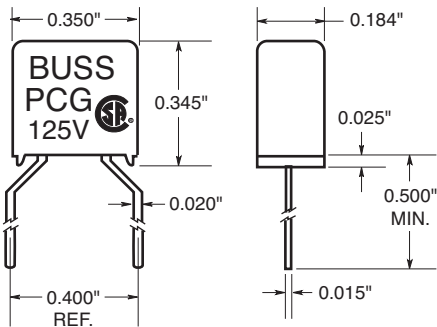
Standard Fuse (PCB, PCD)



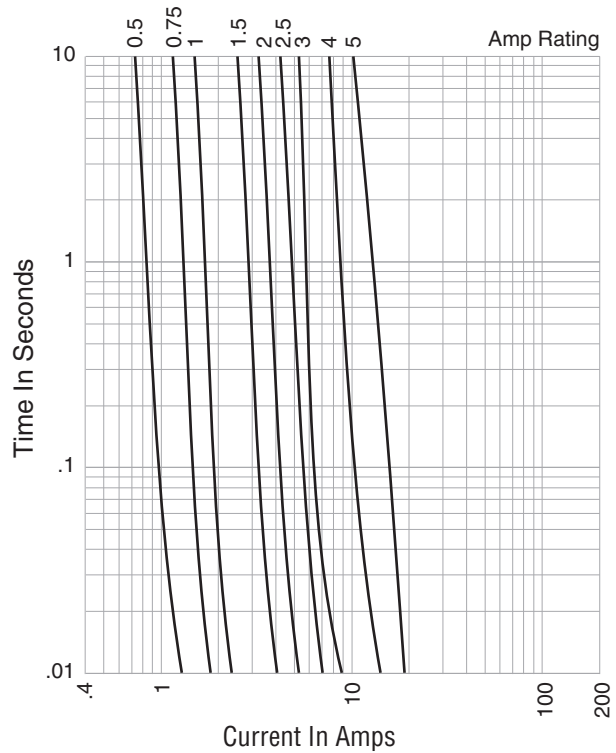
Dimensional Data (PCH, PCI)



Dimensional Data (PCF, PCG)



Time-Current Characteristic Curves—Average Melt



Max. Total Clearing I²t (Amps² Sec.)

Amp Rating	125Vac		250Vac	
	50A	1,000A	10,000A	35A & 50A
1/2A	0.006	0.006	0.006	0.006
3/4A	0.016	0.016	0.016	0.016
1A	0.020	0.020	0.020	0.020
1-1/2A	0.090	0.090	0.090	0.090
2A	0.200	0.200	0.200	0.200
2-1/2A	0.300	0.300	0.300	0.300
3A	0.750	0.750	0.750	0.750
5A	5.0	5.0	5.0	—

Note: Power Factor > 0.90.

Packaging Code	
Packaging Code Prefix	Description/Quantity
Blank	5 fuses
BK	100 fuses in a carton
TR*	500 fuses on Tape-and-Reel

Option Code	
Option Code Suffix	Description
-R	RoHS Compliant
-SD	Solder Dipped

* Only for PCB and PCD

The only controlled copy of this Data Sheet is the electronic read-only version located on the Bussmann Network Drive. All other copies of this document are by definition uncontrolled. This bulletin is intended to clearly present comprehensive product data and provide technical information that will help the end user with design applications. Bussmann reserves the right, without notice, to change design or construction of any products and to discontinue or limit distribution of any products. Bussmann also reserves the right to change or update, without notice, any technical information contained in this bulletin. Once a product has been selected, it should be tested by the user in all possible applications.

Life Support Policy: Bussmann does not authorize the use of any of its products for use in life support devices or systems without the express written approval of an officer of the Company. Life support systems are devices which support or sustain life, and whose failure to perform, when properly used in accordance with instructions for use provided in the labeling, can be reasonably expected to result in significant injury to the user.