

阅读申明

- 1.本站收集的数据手册和产品资料都来自互联网，版权归原作者所有。如读者和版权方有任何异议请及时告之，我们将妥善解决。
- 2.本站提供的中文数据手册是英文数据手册的中文翻译，其目的是协助用户阅读，该译文无法自动跟随原稿更新，同时也可能存在翻译上的不当。建议读者以英文原稿为参考以便获得更精准的信息。
- 3.本站提供的产品资料，来自厂商的技术支持或者使用者的心得体会等，其内容可能存在描述上的差异，建议读者做出适当判断。
- 4.如需与我们联系，请发邮件到marketing@iczoom.com，主题请标有“数据手册”字样。

Read Statement

1. The datasheets and other product information on the site are all from network reference or other public materials, and the copyright belongs to the original author and original published source. If readers and copyright owners have any objections, please contact us and we will deal with it in a timely manner.
2. The Chinese datasheets provided on the website is a Chinese translation of the English datasheets. Its purpose is for reader's learning exchange only and do not involve commercial purposes. The translation cannot be automatically updated with the original manuscript, and there may also be improper translations. Readers are advised to use the English manuscript as a reference for more accurate information.
3. All product information provided on the website refer to solutions from manufacturers' technical support or users the contents may have differences in description, and readers are advised to take the original article as the standard.
4. If you have any questions, please contact us at marketing@iczoom.com and mark the subject with "Datasheets" .

505 Series, Lead-free 3AB, Fast-Acting Fuse



Description

A 500VAC/VDC rated ceramic fuse with remarkable interrupting rating in a compact 6.3 x 32mm package, which is well suited for circuit protection in high energy applications.





Features

- In accordance with Underwriters Laboratories Standard UL 248-14
- Available in cartridge and axial lead form and with various lead forming dimensions.
- RoHS compliant and Lead-free
- Superior Interrupting rating of 20,000 Amperes
- Compact form factor of 6.3mm x 32mm

Applications

- Uninterruptible Power Supplies (UPS)
- Three-Phase Power Supplies

Agency Approvals

Agency	Agency File Number	Ampere Range
	E10480	10A - 30A
	1620079	10A - 12A
	N/A	10A - 30A
	T5026910801	15 - 30A

Electrical Characteristics for Series

% of Ampere Rating	Ampere Rating	Opening Time
150%	10 – 30	30 minutes, Maximum
200%		30 minutes, Maximum
300%		10 sec., Maximum

Additional Information



Datasheet



Resources







Samples



Accessories

For recommended fuse accessories for this product series, see ['Recommended Accessories'](#) section.

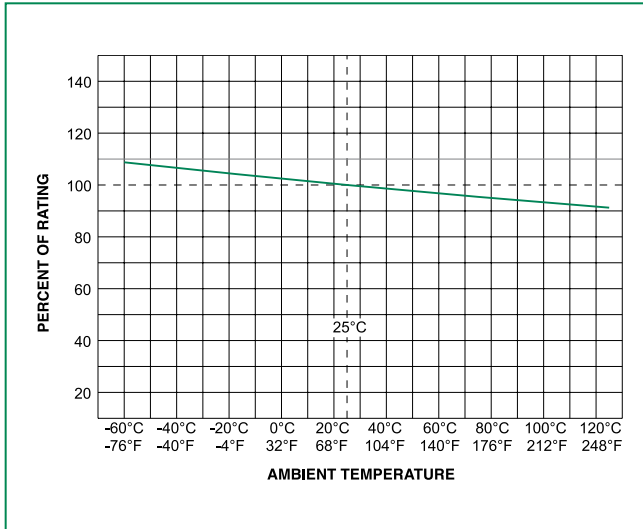
Electrical Characteristic Specifications by Item

Amp Code	Ampere Rating (A)	Voltage Rating (V)	Interrupting Rating	Nominal Cold Resistance (Ohms)	Nominal Melting I ² t (A ² sec)	Agency Approvals			
									
010.	10	450	20kA@450VAC 1000A@250VDC	0.0167	91	x	x	x	
010.*	10	500	200A@500VAC 200A@500VDC	0.0167	91	x		x	
012.	12	450	20kA@450VAC 1000A@250VDC	0.0117	192	x	x	x	
015.	15	500	50kA@500VAC	0.0073	68	x		x	x
016.	16	500	20kA@500VDC	0.0073	68	x		x	x
020.	20	500	30kA@500VAC 20kA@500VDC	0.0056	140	x		x	x
025.	25	500		0.0048	210	x		x	x
030.	30	500		0.0038	280	x		x	x

Notes:

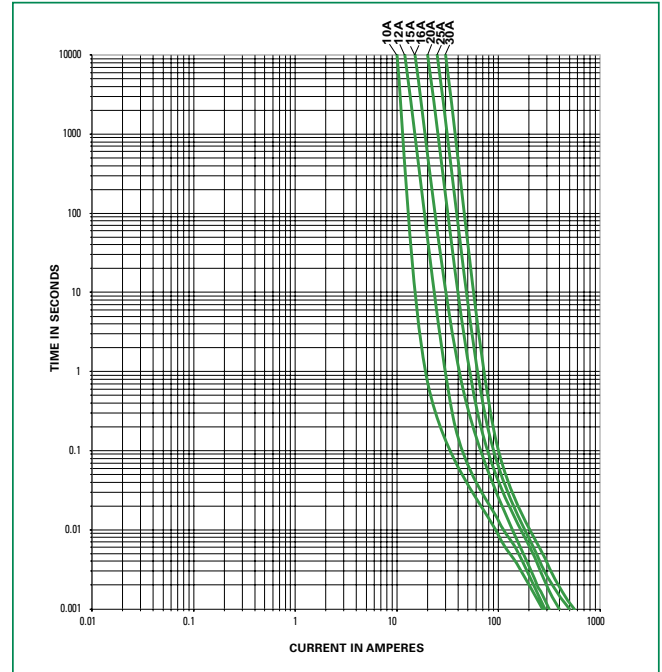
1. 20kA@500VAC&20kA@500VDC interrupting rating available for TUV certification of 15-30A
2. *200A@500Vac&200A@500Vdc interrupting rating available for 10A. Add suffix "500". Example: 0505010.MX500P, and 0505010.MXE500P"

Temperature Re-rating Curve

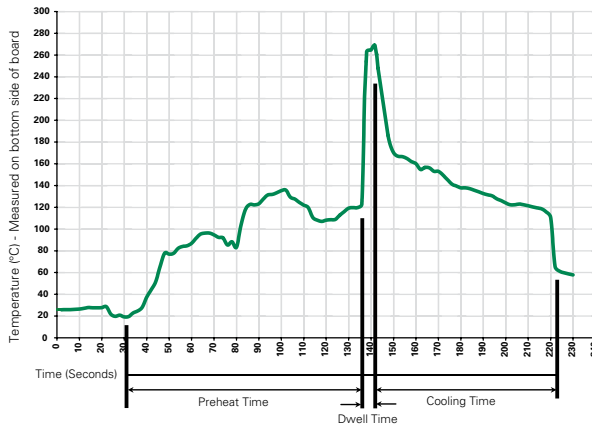


Note:
 Re-rating depicted in this curve is in addition to the standard derating of 25% for continuous operation.

Average Time Current Curves



Soldering Parameters - Wave Soldering



Recommended Process Parameters:

Wave Parameter	Lead-Free Recommendation
Preheat: (Depends on Flux Activation Temperature) (Typical Industry Recommendation)	
Temperature Minimum:	100° C
Temperature Maximum:	150°C
Preheat Time:	60-180 seconds
Solder Pot Temperature:	270°C
Solder Dwell Time:	10 seconds Maximum

Recommended Hand-Solder Parameters:

Solder Iron Temperature: 350°C +/- 5°C
 Heating Time: 5 seconds max.

Note: These devices are not recommended for IR or Convection Reflow process.

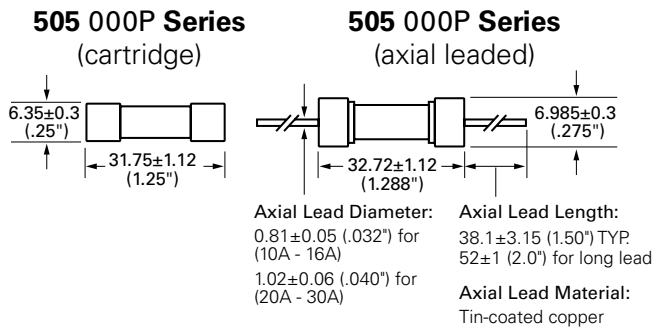
Product Characteristics

Materials	Body : Ceramic Cap : Nickel-plated brass Leads : Tin-plated Copper
Terminal Strength	MIL-STD-202, Method 211, Test Condition A
Solderability	MIL-STD-202 Method 208
Product Marking	Cap1 : Brand logo, current and voltage ratings Cap2 : Series and agency approval marks

Operating Temperature:	-55°C to 125°C.
Thermal Shock:	MIL-STD-202, Method 107, Test Condition B (5 Cycles -65°C to +125°C).
Vibration	MIL-STD-202, Method 201
Humidity	MIL-STD-202, Method 103, Test Condition A: High relative humidity (95%) and elevated temp (40°C) for 240 hours
Salt Spray	MIL-STD-202, Method 101, Test Condition B

Dimensions

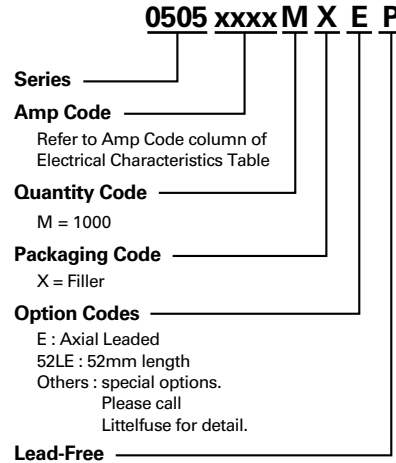
Measurements displayed in millimeters (inches)



Packaging

Packaging Option	Packaging Specification	Quantity	Quantity & Packaging Code	Reel Size
505 Series				
Bulk	N/A	1000	MX	N/A
Bulk	N/A	1000	MXE	N/A
Bulk	N/A	1000	MX52LE	N/A

Part Numbering System



Recommended Accessories

Accessory Type	Series	Description	Max Application Voltage	Max Application Amperage
Holder	150322	In-Line Fuseholder	500	15
Block	354	Low Profile OMNI-BLOK® Fuse Block	600	30
	359	High Current Screw Terminal Fuse Block		30
Clip	122	High Current Traditional PC Board Fuse Clip	1000	30
	101	Rivet/Eyelet Type Fuse Clip	1000	15

Notes:
 1. Do not use in applications above rating.
 2. Please refer to fuseholder data sheet for specific re-rating information.
 3. Please contact factory for applications greater than the max voltage and amperage shown.

Disclaimer Notice - Information furnished is believed to be accurate and reliable. However, users should independently evaluate the suitability of and test each product selected for their own applications. Littelfuse products are not designed for, and may not be used in, all applications. Read complete Disclaimer Notice at www.littelfuse.com/disclaimer-electronics.