

阅读申明

- 1.本站收集的数据手册和产品资料都来自互联网，版权归原作者所有。如读者和版权方有任何异议请及时告之，我们将妥善解决。
- 2.本站提供的中文数据手册是英文数据手册的中文翻译，其目的是协助用户阅读，该译文无法自动跟随原稿更新，同时也可能存在翻译上的不当。建议读者以英文原稿为参考以便获得更精准的信息。
- 3.本站提供的产品资料，来自厂商的技术支持或者使用者的心得体会等，其内容可能存在描述上的差异，建议读者做出适当判断。
- 4.如需与我们联系，请发邮件到marketing@iczoom.com，主题请标有“数据手册”字样。

Read Statement

1. The datasheets and other product information on the site are all from network reference or other public materials, and the copyright belongs to the original author and original published source. If readers and copyright owners have any objections, please contact us and we will deal with it in a timely manner.
2. The Chinese datasheets provided on the website is a Chinese translation of the English datasheets. Its purpose is for reader's learning exchange only and do not involve commercial purposes. The translation cannot be automatically updated with the original manuscript, and there may also be improper translations. Readers are advised to use the English manuscript as a reference for more accurate information.
3. All product information provided on the website refer to solutions from manufacturers' technical support or users the contents may have differences in description, and readers are advised to take the original article as the standard.
4. If you have any questions, please contact us at marketing@iczoom.com and mark the subject with "Datasheets" .

688 Series Lead-Free, 6x25mm Fuse



Description

A 70Vdc rated ceramic fuse with remarkable interrupting rating in a compact 6x25mm package, which is well suited for circuit protection in telecom applications.



Features

- In accordance with Underwriter's Laboratories Standard UL 248-14
- Available in cartridge version
- RoHS compliant and Lead-free

Applications

- PDU in Telecom Datacenter
- Wireless Transmission Base Station

Agency Approvals

Agency	Agency File Number	Ampere Range
	T 50257715 01	30A
	E10480	5A - 40A

Electrical Characteristics for Series

% of Ampere Rating	Ampere Rating	Opening Time
100%	5A - 40A	4 Hours, Min.
200%		120 Second, Max.

Additional Information



Datasheet





Resources



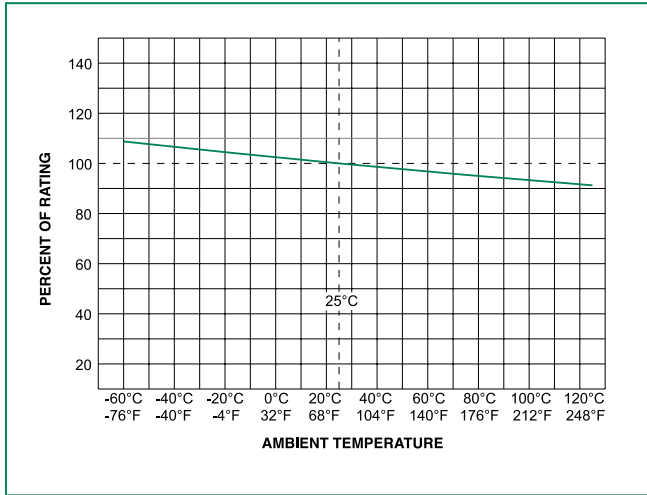
Samples

Electrical Characteristic Specifications by Item

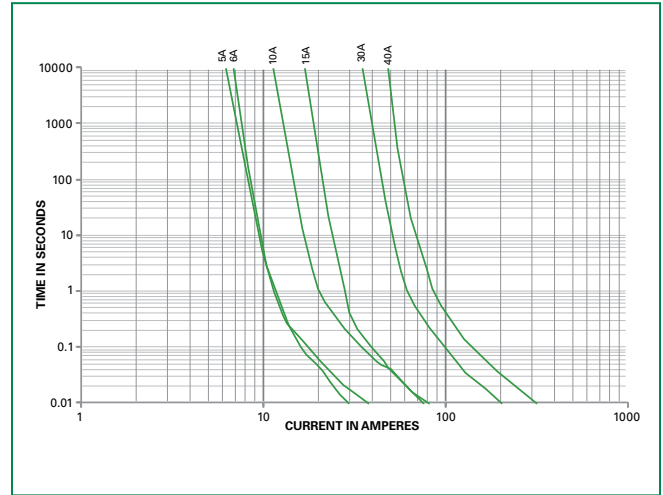
Amp Code	Amp Rating	Voltage Rating	Interrupting Rating	Nominal Cold Resistance (mOhms)	Nominal Melting I ² t Under 10In (A ² sec)	Agency Approvals	
							
005.	5	70Vdc	2500A @ 70Vdc	22	118		x
006.	6	70Vdc	2500A @ 70Vdc	21	132		x
010.	10	70Vdc	2500A @ 70Vdc	10	570		x
015.	15	70Vdc	2500A @ 70Vdc	6	554		x
030.*	30	70Vdc	2500A @ 70Vdc	2.1	4200	x	x
040.*	40	70Vdc 250Vac	2500A @ 70Vdc 1500A @ 250Vac	1.55	7800		x

Note: *Surge rating: 1.2/50-8/20μs, 20KV/10KA surge is available for 30A and 40A.

Temperature Re-rating Curve

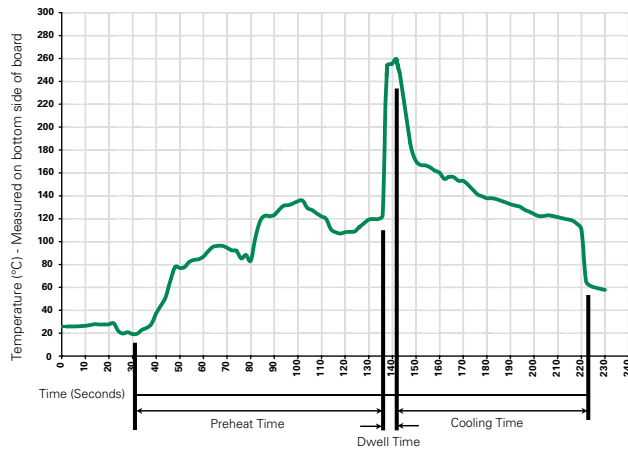


Average Time Current Curves



Note:
Rerating depicted in this curve is in addition to the standard derating of 25% for continuous operation.

Soldering Parameters - Wave Soldering



Recommended Process Parameters:

Wave Parameter	Lead-Free Recommendation
Preheat: (Depends on Flux Activation Temperature)	(Typical Industry Recommendation)
Temperature Minimum:	100°C
Temperature Maximum:	150°C
Preheat Time:	60-180 seconds
Solder Pot Temperature:	260°C Maximum
Solder Dwell Time:	2-5 seconds

Recommended Hand-Solder Parameters:

Solder Iron Temperature: 350°C +/- 5°C
Heating Time: 5 seconds max.

Note: These devices are not recommended for IR or Convection Reflow process.

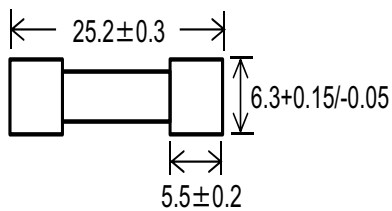
Product Characteristics

Materials	Body : Ceramic Cap : Tin-plated Copper Leads: Tin-plated Copper
Terminal Strength	MIL-STD-202, Method 211, Test Condition A
Solderability	MIL-STD-202 Method 208
Product Marking	Brand logo, current and voltage ratings, agency approval marks
Packaging	Available in Bulk and Ammo packaging (M=1000 pcs/pkg)

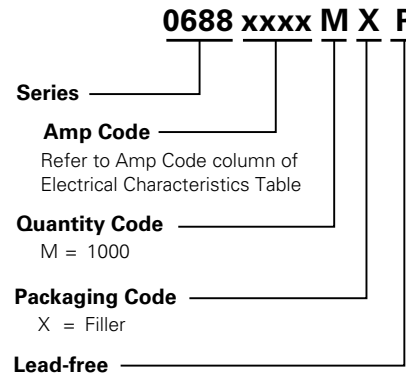
Operating Temperature:	-55°C to 125°C.
Thermal Shock:	MIL-STD-202, Method 107, Test Condition B
Vibration	MIL-STD-202, Method 201
Humidity	MIL-STD-202, Method 103, Test Condition A: High RH (95%) and elevated temp (40°C) for 240 hours
Salt Spray	MIL-STD-202, Method 101, Test Condition B

Dimensions

Measurements displayed in millimeters



Part Numbering System



Packaging

Packaging Option	Packaging Specification	Quantity	Quantity & Packaging Code	Taping Width
688 Series				
Ammo	N/A	1000	MAT4P	N/A
Bulk	N/A	1000	MX	N/A