

阅读申明

- 1.本站收集的数据手册和产品资料都来自互联网，版权归原作者所有。如读者和版权方有任何异议请及时告之，我们将妥善解决。
- 2.本站提供的中文数据手册是英文数据手册的中文翻译，其目的是协助用户阅读，该译文无法自动跟随原稿更新，同时也可能存在翻译上的不当。建议读者以英文原稿为参考以便获得更精准的信息。
- 3.本站提供的产品资料，来自厂商的技术支持或者使用者的心得体会等，其内容可能存在描述上的差异，建议读者做出适当判断。
- 4.如需与我们联系，请发邮件到marketing@iczoom.com，主题请标有“数据手册”字样。

Read Statement

1. The datasheets and other product information on the site are all from network reference or other public materials, and the copyright belongs to the original author and original published source. If readers and copyright owners have any objections, please contact us and we will deal with it in a timely manner.
2. The Chinese datasheets provided on the website is a Chinese translation of the English datasheets. Its purpose is for reader's learning exchange only and do not involve commercial purposes. The translation cannot be automatically updated with the original manuscript, and there may also be improper translations. Readers are advised to use the English manuscript as a reference for more accurate information.
3. All product information provided on the website refer to solutions from manufacturers' technical support or users the contents may have differences in description, and readers are advised to take the original article as the standard.
4. If you have any questions, please contact us at marketing@iczoom.com and mark the subject with "Datasheets" .

Subminiature Fuse, 3.6 x 10 mm, Time-lag T, 250 VAC

new



IEC 60127-3 · 250VAC · Time-Lag T



Description

- Ceramic Tube
- IEC Standard Miniature Fuse

Standards

- IEC 60127-3/4
- UL 248-14
- CSA C22.2 no. 248.14

Approvals

- Approval Reference Type: SPT 3.6x10
- VDE Certificate Number: 40015228
- UL File Number: E184831

Applications

- Digital Consumer Electronics
- Power supplies


References

[Packaging Details](#)

Weblinks

[pdf datasheet](#), [html-datasheet](#), [General Product Information](#), [Packaging details](#), [Approvals](#), [CE declaration of conformity](#), [RoHS](#), [CHINA-RoHS](#), [REACH](#), [Distributor-Stock-Check](#), [Detailed request for product](#)

Technical Data

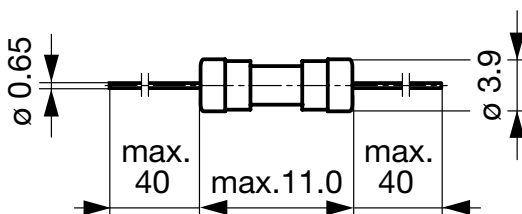
Rated Voltage	250VAC
Rated current	0.1 - 5A
Breaking Capacity	35A - 40A
Characteristic	Time-Lag T
Mounting	PCB,THT
Admissible Ambient Air Temp.	-20°C to 70°C
Material: Tube	Ceramic
Material: Endcaps	Nickel-Plated Brass
Material: Axial Leads	Tin-Plated Copper
Unit Weight	0.6 g
Storage Conditions	0°C to 60°C, max. 70% r.h.
Product Marking	 , Rated current, Rated Voltage, Characteristic, Approvals

Soldering Methods	Wave, Iron Soldering Profile
Solderability	235 °C / 2 sec acc. to IEC 60068-2-20, Test Ta, method 1
Resistance to Soldering Heat	260 °C / 10 sec acc. to IEC 60068-2-20, Test Tb, method 1A

Detailed information on product approvals, code requirements, usage instructions and detailed test conditions can be looked up in [General Product Information](#)

Dimension [mm]

10 mm

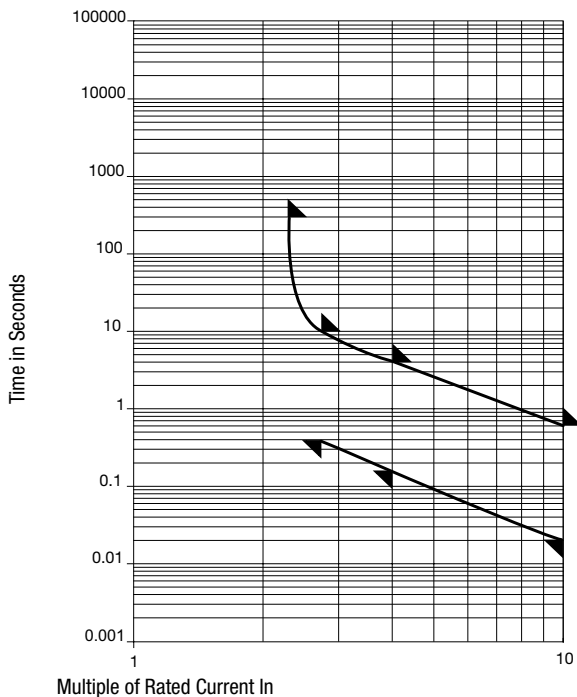


Pre-Arcing Time

Rated Current In 2.1 x In max. 2.75 x In min. 2.75 x In max. 4.0 x In min. 4.0 x In max. 10.0 x In min. 10.0 x In max.

0.1 A - 5 A	120 s	400 ms	10 s	150 ms	3 s	20 ms	150 ms
-------------	-------	--------	------	--------	-----	-------	--------

Time-Current-Curves



All Variants

Rated Current [A]	Rated Voltage [VAC]	Breaking Capacity	Voltage Drop 1.0 In max. [mV]	Voltage Drop 1.0 In typ. [mV]	Power Dissipation 1.5 In max. [mW]	Melting I ² t 10.0 In typ. [A ² s]				Order Number
0.1	250	1)	350	300	170	0.08	●	●	●	8020.0504.PT
0.125	250	1)	300	255	180	0.15	●	●	●	8020.0505.PT
0.2	250	1)	260	200	200	0.4	●	●	●	8020.0507.PT
0.25	250	1)	240	160	220	0.2	●	●	●	8020.0508.PT
0.315	250	1)	220	150	250	0.75	●	●	●	8020.0509.PT
0.4	250	1)	200	110	280	0.45	●	●	●	8020.0510.PT
0.5	250	1)	190	140	310	2.6	●	●	●	8020.0511.PT
0.63	250	1)	180	120	360	5	●	●	●	8020.0512.PT
0.8	250	1)	160	80	430	7.5	●	●	●	8020.0513.PT
1	250	1)	140	120	500	11	●	●	●	8020.0514.PT
1.25	250	1)	130	70	600	5	●	●	●	8020.0515.PT
1.6	250	1)	120	90	730	17.5	●	●	●	8020.0516.PT
2	250	1)	100	80	870	32	●	●	●	8020.0517.PT
2.5	250	1)	100	75	1000	66	●	●	●	8020.0518.PT
3.15	250	1)	100	80	1200	131	●	●	●	8020.0519.PT
4	250	2)	100	70	1400	120	●	●	●	8020.0520.PT
5	250	2)	100	70	-	250	●	●	●	8020.0521.PT

Most Popular.

Availability for all products can be searched real-time: <http://www.schurter.com/en/Stock-Check/Stock-Check-SCHURTER>

1) 35 A @ 250 VAC

2) 40 A @ 250 VAC

Packaging Unit .xx = .PT Bulk (1000 pcs.)
