

阅读申明

- 1.本站收集的数据手册和产品资料都来自互联网，版权归原作者所有。如读者和版权方有任何异议请及时告之，我们将妥善解决。
- 2.本站提供的中文数据手册是英文数据手册的中文翻译，其目的是协助用户阅读，该译文无法自动跟随原稿更新，同时也可能存在翻译上的不当。建议读者以英文原稿为参考以便获得更精准的信息。
- 3.本站提供的产品资料，来自厂商的技术支持或者使用者的心得体会等，其内容可能存在描述上的差异，建议读者做出适当判断。
- 4.如需与我们联系，请发邮件到marketing@iczoom.com，主题请标有“数据手册”字样。

Read Statement

1. The datasheets and other product information on the site are all from network reference or other public materials, and the copyright belongs to the original author and original published source. If readers and copyright owners have any objections, please contact us and we will deal with it in a timely manner.
2. The Chinese datasheets provided on the website is a Chinese translation of the English datasheets. Its purpose is for reader's learning exchange only and do not involve commercial purposes. The translation cannot be automatically updated with the original manuscript, and there may also be improper translations. Readers are advised to use the English manuscript as a reference for more accurate information.
3. All product information provided on the website refer to solutions from manufacturers' technical support or users the contents may have differences in description, and readers are advised to take the original article as the standard.
4. If you have any questions, please contact us at marketing@iczoom.com and mark the subject with "Datasheets" .

Miniature Fuse with Pigtail, 5.4 x 22.5 mm, Time-Lag T, H, 250 VAC, UL: 115 - 300 VDC



IEC 60127-2 · 250 VAC · 300 VDC · Time-Lag T



Description

- IEC Standard Fuse
- H = High Breaking Capacity (Ceramic Tube)

Standards

- IEC 60127-2/5
- UL 248-14
- CSA C22.2 no. 248.14

Approvals

- Approval Reference Type: SPT 5x20 Pigtail
- UL File Number: E41599

Applications

- Primary Protection on PCB
- Power Supply Adapter for e.g. laptops
- SMPS (Switching Mode Power Supply) for TV's and DVD's


References

[Packaging Details](#)

Weblinks

[pdf datasheet](#), [html-datasheet](#), [General Product Information](#), [Packaging details](#), [Approvals](#), [CE declaration of conformity](#), [RoHS](#), [CHINA-RoHS](#), [REACH](#), [Distributor-Stock-Check](#), [Detailed request for product](#)

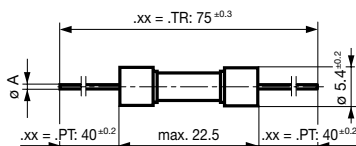
Technical Data

Rated Voltage	250 VAC 300 VDC
Rated current	0.5 - 16 A
Breaking Capacity	500 A - 1500 A
Characteristic	Time-Lag T
Admissible Ambient Air Temp.	-55 °C to 125 °C
Climatic Category	55/125/21 acc. to IEC 60068-1
Material: Tube	Ceramic
Material: Endcaps	Nickel-Plated Copper Alloy
Material: Axial Leads	Tin-Plated Copper
Unit Weight	1.68 g
Storage Conditions	0 °C to 60 °C, max. 70% r.h.
Product Marking	 , Rated current, Rated Voltage, Characteristic, Breaking Capacity, Approvals

Soldering Methods	Wave, Iron Soldering Profile
Solderability	235 °C / 2 sec acc. to IEC 60068-2-20, Test Ta, method 1
Resistance to Soldering Heat	260 °C / 5 sec acc. to IEC 60068-2-20, Test Tb, method 1A

Detailed information on product approvals, code requirements, usage instructions and detailed test conditions can be looked up in [General Product Information](#)

Dimension [mm]  22.5 mm

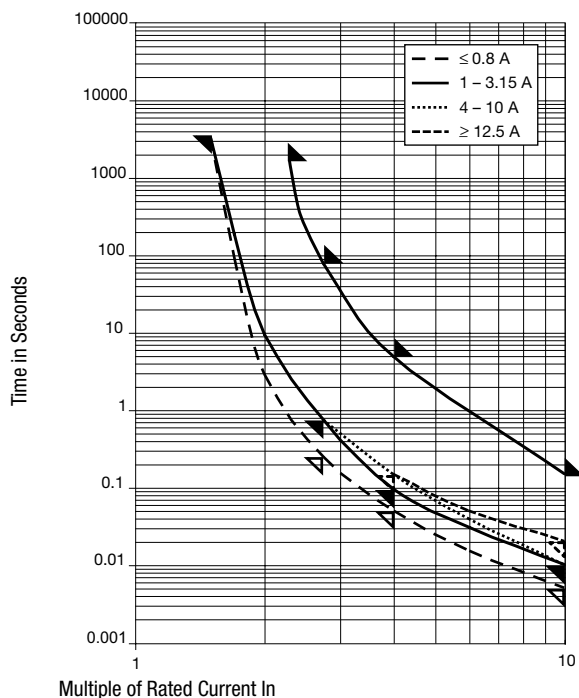


In ≤ 6.3 A: ØA = 0.65 mm
8 A ≤ In ≤ 12.5 A: ØA = 0.8 mm
In ≥ 16 A: ØA = 1.0 mm


Pre-Arcing Time


Rated Current I _n	1.5 x I _n min.	2.1 x I _n max.	2.75 x I _n min.	2.75 x I _n max.	4.0 x I _n min.	4.0 x I _n max.	10.0 x I _n min.	10.0 x I _n max.
0.5 A - 0.8 A	60 min	30 min	250 ms	80 s	50 ms	5 s	5 ms	150 ms
1 A - 3.15 A	60 min	30 min	750 ms	80 s	95 ms	5 s	10 ms	150 ms
4 A - 6.3 A	60 min	30 min	750 ms	80 s	150 ms	5 s	10 ms	150 ms
8 A - 10 A	30 min	30 min	750 ms	80 s	150 ms	5 s	10 ms	150 ms
12.5 A - 16 A	15 min	30 min	750 ms	80 s	150 ms	5 s	20 ms	150 ms

Time-Current-Curves



All Variants

Rated Current [A]	Rated Voltage [VAC]	Rated Voltage [VDC]	Breaking Capacity	Voltage Drop 1.0 I _n max. [mV]	Voltage Drop 1.0 I _n typ. [mV]	Power Dissipation 1.5 I _n max. [mW]	Power Dissipation 1.5 I _n typ. [mW]	Melting I ² t 10.0 Intyp. [A ² s]		Order Number
0.5	250	300	1)	850	360	1600	500	0.5	●	0001.2501.PT
0.5	250	300	1)	850	360	1600	500	0.5	●	0001.2501.TR
0.63	250	300	1)	650	330	1600	500	1.55	●	0001.2502.PT
0.63	250	300	1)	650	330	1600	500	1.55	●	0001.2502.TR
0.8	250	300	1)	500	260	1600	500	2.3	●	0001.2503.PT
0.8	250	300	1)	500	260	1600	500	2.3	●	0001.2503.TR
1	250	300	1)	350	180	2500	500	1.1	●	0001.2504.PT
1	250	300	1)	350	180	2500	500	1.1	●	0001.2504.TR
1.25	250	300	1)	300	150	2500	500	1.86	●	0001.2505.PT
1.25	250	300	1)	300	150	2500	500	1.86	●	0001.2505.TR
1.6	250	300	1)	200	130	2500	500	4.35	●	0001.2506.PT
1.6	250	300	1)	200	130	2500	500	4.35	●	0001.2506.TR
2	250	300	1)	190	120	2500	600	9.2	●	0001.2507.PT
2	250	300	1)	190	120	2500	600	9.2	●	0001.2507.TR
2.5	250	300	1)	180	100	2500	600	11.7	●	0001.2508.PT
2.5	250	300	1)	180	100	2500	600	11.7	●	0001.2508.TR
3.15	250	300	1)	140	100	4000	800	22	●	0001.2509.PT
3.15	250	300	1)	140	100	4000	800	22	●	0001.2509.TR
4	250	150	2)	100	90	4000	900	62.4	●	0001.2510.PT

Rated Current [A]	Rated Voltage [VAC]	Rated Voltage [VDC]	Breaking Capacity	Voltage Drop 1.0 I _n max. [mV]	Voltage Drop 1.0 I _n typ. [mV]	Power Dissipation 1.5 I _n max. [mW]	Power Dissipation 1.5 I _n typ. [mW]	Melting I ² t 10.0 Intyp. [A ² s]		Order Number
4	250	150	2)	100	90	4000	900	62.4	●	0001.2510.TR
5	250	150	2)	100	90	4000	1200	97.5	●	0001.2511.PT
5	250	150	2)	100	90	4000	1200	97.5	●	0001.2511.TR
6.3	250	150	2)	100	70	4000	1200	171	●	0001.2512.PT
6.3	250	150	2)	100	70	4000	1200	171	●	0001.2512.TR
8	250	150	3)	100	70	4000	1300	268	●	0001.2513.PT
8	250	150	3)	100	70	4000	1300	268	●	0001.2513.TR
10	250	150	3)	100	70	4000	2100	400	●	0001.2514.PT
10	250	150	3)	100	70	4000	2100	400	●	0001.2514.TR
12.5	250	125	4)	100	70	4000	2500	563	●	0001.2515.PT
12.5	250	125	4)	100	70	4000	2500	563	●	0001.2515.TR
16	250	125	4)	100	70	4000	3000	1500	●	0001.2516.PT
16	250	125	4)	100	70	4000	3000	1500	●	0001.2516.TR

 Most Popular.

Availability for all products can be searched real-time: <http://www.schurter.com/en/Stock-Check/Stock-Check-SCHURTER>

- 1) IEC: H = 1500 A @ 250 VAC, p.f. = 0.7 - 0.8
- 1) UL: 10 kA @ 125 VAC, p.f. = 0.7 - 0.8 / 1500 A @ 250 VAC, p.f. = 0.7 - 0.8 / 1500 A @ 300 VDC
- 2) IEC: H = 1500 A @ 250 VAC, p.f. = 0.7 - 0.8
- 2) UL: 10 kA @ 125 VAC, p.f. = 0.7 - 0.8 / 1500 A @ 250 VAC, p.f. = 0.7 - 0.8 / 1500 A @ 150 VDC
- 3) IEC: 1000 A @ 250 VAC
- 3) UL: 1000 A @ 250 VAC, 1500 A @ 150 VDC
- 4) IEC: 500 A @ 250 VAC
- 4) UL: 500 A @ 125 VAC, p.f. = 0.7 - 0.8 / 1000 A @ 125 VDC / 500 A @ 250 VAC / 1500 A @ 125 VDC

Packaging Unit .xx = .PT Bulk (1000 pcs.)
 .xx = .TR Taped 33 cm Reel (1000 pcs.)