

阅读申明

- 1.本站收集的数据手册和产品资料都来自互联网，版权归原作者所有。如读者和版权方有任何异议请及时告之，我们将妥善解决。
- 2.本站提供的中文数据手册是英文数据手册的中文翻译，其目的是协助用户阅读，该译文无法自动跟随原稿更新，同时也可能存在翻译上的不当。建议读者以英文原稿为参考以便获得更精准的信息。
- 3.本站提供的产品资料，来自厂商的技术支持或者使用者的心得体会等，其内容可能存在描述上的差异，建议读者做出适当判断。
- 4.如需与我们联系，请发邮件到marketing@iczoom.com，主题请标有“数据手册”字样。

Read Statement

1. The datasheets and other product information on the site are all from network reference or other public materials, and the copyright belongs to the original author and original published source. If readers and copyright owners have any objections, please contact us and we will deal with it in a timely manner.
2. The Chinese datasheets provided on the website is a Chinese translation of the English datasheets. Its purpose is for reader's learning exchange only and do not involve commercial purposes. The translation cannot be automatically updated with the original manuscript, and there may also be improper translations. Readers are advised to use the English manuscript as a reference for more accurate information.
3. All product information provided on the website refer to solutions from manufacturers' technical support or users the contents may have differences in description, and readers are advised to take the original article as the standard.
4. If you have any questions, please contact us at marketing@iczoom.com and mark the subject with "Datasheets" .

Miniature Fuse with Pigtail, 5.4 x 22.5 mm, Quick-Acting F, H, 250 VAC



IEC 60127-2 · 250 VAC · Quick-Acting F



Description

- IEC Standard Fuse
- H = High Breaking Capacity (Ceramic Tube)

Standards

- IEC 60127-2/1
- UL 248-14
- CSA C22.2 no. 248.14

Approvals

- Approval Reference Type: SP 5x20 Pigtail
- UL File Number: E41599

Applications

- Primary Protection on PCB


References

[Packaging Details](#)

Weblinks

[pdf datasheet](#), [html-datasheet](#), [General Product Information](#), [Packaging details](#), [Approvals](#), [CE declaration of conformity](#), [RoHS](#), [CHINA-RoHS](#), [REACH](#), [Distributor-Stock-Check](#), [Detailed request for product](#)

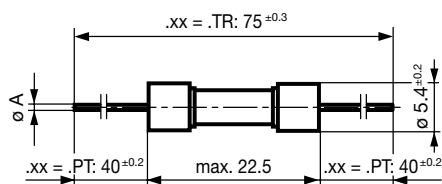
Technical Data

Rated Voltage	250 VAC
Rated current	0.5 - 16A
Breaking Capacity	500A - 1500A
Characteristic	Quick-Acting F
Admissible Ambient Air Temp.	-55 °C to 125 °C
Climatic Category	55/125/21 acc. to IEC 60068-1
Material: Tube	Ceramic
Material: Endcaps	Nickel-Plated Copper Alloy
Material: Axial Leads	Tin-Plated Copper
Unit Weight	1.67 g
Storage Conditions	0 °C to 60 °C, max. 70% r.h.
Product Marking	 , Rated current, Rated Voltage, Characteristic, Breaking Capacity, Approvals

Soldering Methods	Wave, Iron Soldering Profile
Solderability	235 °C / 2 sec acc. to IEC 60068-2-20, Test Ta, method 1
Resistance to Soldering Heat	260 °C / 5 sec acc. to IEC 60068-2-20, Test Tb, method 1A

Detailed information on product approvals, code requirements, usage instructions and detailed test conditions can be looked up in [General Product Information](#)

Dimension [mm]

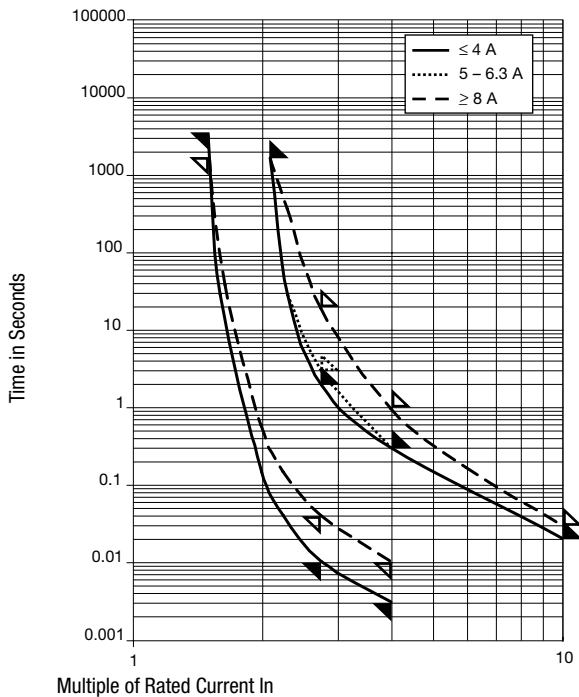


- In ≤ 6.3 A: ØA = 0.65 mm
- 8 A ≤ In ≤ 12.5 A: ØA = 0.8 mm
- In ≥ 16 A: ØA = 1.0 mm


Pre-Arcing Time


Rated Current I _n	1.5 x I _n min.	2.1 x I _n max.	2.75 x I _n min.	2.75 x I _n max.	4.0 x I _n min.	4.0 x I _n max.	10.0 x I _n max.
0.5 A - 4 A	60 min	30 min	10 ms	2 s	3 ms	300 ms	20 ms
5 A - 6.3 A	60 min	30 min	10 ms	3 s	3 ms	300 ms	20 ms
8 A - 10 A	30 min	30 min	40 ms	20 s	10 ms	1 s	30 ms
12.5 A - 16 A	15 min	30 min	40 ms	20 s	10 ms	1 s	30 ms

Time-Current-Curves



All Variants

Rated Current [A]	Rated Voltage [VAC]	Breaking Capacity	Voltage Drop 1.0 I _n max. [mV]	Voltage Drop 1.0 I _n typ. [mV]	Power Dissipation 1.5 I _n max. [mW]	Power Dissipation 1.5 I _n typ. [mW]	Melting I ² t 10.0 I _n Intyp. [A ² s]		Order Number
0.5	250	1)	1800	830	2500	2400	0.098	●	0001.1001.PT
0.5	250	1)	1800	830	2500	2400	0.098	●	0001.1001.TR
0.63	250	1)	1500	800	2500	2400	0.207	●	0001.1002.PT
0.63	250	1)	1500	800	2500	2400	0.207	●	0001.1002.TR
0.8	250	1)	1200	580	2500	2400	0.469	●	0001.1003.PT
0.8	250	1)	1200	580	2500	2400	0.469	●	0001.1003.TR
1	250	1)	1000	600	2500	2500	0.75	●	0001.1004.PT
1	250	1)	1000	600	2500	2500	0.75	●	0001.1004.TR
1.25	250	1)	800	270	4000	1000	0.538	●	0001.1005.PT
1.25	250	1)	800	270	4000	1000	0.538	●	0001.1005.TR
1.6	250	1)	600	350	4000	1600	0.755	●	0001.1006.PT
1.6	250	1)	600	350	4000	1600	0.755	●	0001.1006.TR
2	250	1)	500	260	4000	1600	2	●	0001.1007.PT
2	250	1)	500	260	4000	1600	2	●	0001.1007.TR
2.5	250	1)	400	260	4000	1900	3.28	●	0001.1008.PT
2.5	250	1)	400	260	4000	1900	3.28	●	0001.1008.TR
3.15	250	1)	350	210	4000	1900	6.78	●	0001.1009.PT
3.15	250	1)	350	210	4000	1900	6.78	●	0001.1009.TR
4	250	1)	300	200	4000	2400	12.6	●	0001.1010.PT
4	250	1)	300	200	4000	2400	12.6	●	0001.1010.TR

Rated Current [A]	Rated Voltage [VAC]	Breaking Capacity	Voltage Drop 1.0 I _n max. [mV]	Voltage Drop 1.0 I _n typ. [mV]	Power Dissipation 1.5 I _n max. [mW]	Power Dissipation 1.5 I _n typ. [mW]	Melting I ² t 10.0 Intyp. [A ² s]	 Order Number
5	250	1)	250	160	4000	2400	30.8	● 0001.1011.PT
5	250	1)	250	160	4000	2400	30.8	● 0001.1011.TR
6.3	250	1)	200	150	4000	3200	36.7	● 0001.1012.PT
6.3	250	1)	200	150	4000	3200	36.7	● 0001.1012.TR
8	250	1)	200	140	4000	3900	81.9	● 0001.1013.PT
8	250	1)	200	140	4000	3900	81.9	● 0001.1013.TR
10	250	1)	200	130	4000	4700	141	● 0001.1014.PT
10	250	1)	200	130	4000	4700	141	● 0001.1014.TR
12.5	250	2)	-	110	-	6900	203	● 0001.1015.PT
12.5	250	2)	-	110	-	6900	203	● 0001.1015.TR
16	250	2)	-	120	-	7400	461	● 0001.1016.PT
16	250	2)	-	120	-	7400	461	● 0001.1016.TR

Availability for all products can be searched real-time: <http://www.schurter.com/en/Stock-Check/Stock-Check-SCHURTER>

1) IEC: H = 1500 A @ 250 VAC, p.f. = 0.7 - 0.8

1) UL: 10 kA @ 125 VAC, p.f. = 0.7 - 0.8 / 1500 A @ 250 VAC, p.f. = 0.7 - 0.8

2) IEC: 1000 A @ 250 VAC

2) UL: 500 A @ 125 VAC, p.f. = 0.7 - 0.8 / 1000 A @ 125 VAC / 500 A @ 250 VAC

Packaging Unit .xx = .PT Bulk (1000 pcs.)
 .xx = .TR Taped 33 cm Reel (1000 pcs.)