

阅读申明

- 1.本站收集的数据手册和产品资料都来自互联网，版权归原作者所有。如读者和版权方有任何异议请及时告之，我们将妥善解决。
- 2.本站提供的中文数据手册是英文数据手册的中文翻译，其目的是协助用户阅读，该译文无法自动跟随原稿更新，同时也可能存在翻译上的不当。建议读者以英文原稿为参考以便获得更精准的信息。
- 3.本站提供的产品资料，来自厂商的技术支持或者使用者的心得体会等，其内容可能存在描述上的差异，建议读者做出适当判断。
- 4.如需与我们联系，请发邮件到marketing@iczoom.com，主题请标有“数据手册”字样。

Read Statement

1. The datasheets and other product information on the site are all from network reference or other public materials, and the copyright belongs to the original author and original published source. If readers and copyright owners have any objections, please contact us and we will deal with it in a timely manner.
2. The Chinese datasheets provided on the website is a Chinese translation of the English datasheets. Its purpose is for reader's learning exchange only and do not involve commercial purposes. The translation cannot be automatically updated with the original manuscript, and there may also be improper translations. Readers are advised to use the English manuscript as a reference for more accurate information.
3. All product information provided on the website refer to solutions from manufacturers' technical support or users the contents may have differences in description, and readers are advised to take the original article as the standard.
4. If you have any questions, please contact us at marketing@iczoom.com and mark the subject with "Datasheets" .

Surface Mount Fuse, 7.4 x 3.1 mm, Time-Lag T, 125 VAC, 125 VDC



Exemplary part photo depending on part no.

UL 248-14 · 125 VAC · 125 VDC · Time-Lag T



Description

- Directly solderable on printed circuit boards

Standards

- UL 248-14
- CSA C22.2 no. 248.14

Approvals

- Approval Reference Type: OMT 125
- UL File Number: E41599

References

[Packaging Details](#)


Corresponding Fuseholder [OMH 125](#)

Assembled Fuseholder [OMZ 125](#)

Weblinks

[pdf datasheet](#), [html-datasheet](#), [General Product Information](#), [Packaging details](#), [Approvals](#), [CE declaration of conformity](#), [RoHS](#), [CHINA-RoHS](#), [REACH](#), [Distributor-Stock-Check](#), [Detailed request for product](#)

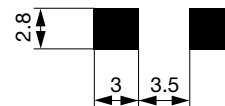
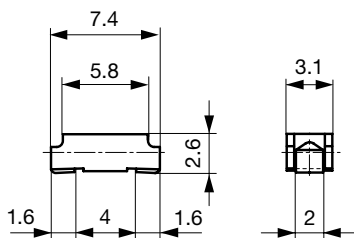
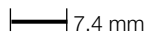
Technical Data

Rated Voltage	125 VAC, 125 VDC
Rated current	0.25 - 6.3 A
Breaking Capacity	100 A
Characteristic	Time-Lag T
Mounting	PCB,SMT
Admissible Ambient Air Temp.	-40 °C to +85 °C
Climatic Category	40/085/21 acc. to IEC 60068-1
Material: Housing	Thermoplastic, UL 94V-0
Material: Terminals	Tin-Plated Copper Alloy
Unit Weight	0.01 g
Storage Conditions	0 °C to 40 °C, max. 70% r.h.
Product Marking	 Type, Rated current, Approvals

Soldering Methods	Reflow, Wave Soldering Profile
Solderability	245 °C / 3 sec acc. to IEC 60068-2-58, Test Td
Resistance to Soldering Heat	260 +0/-5 °C / 40 sec acc. to IPC/JEDEC J-STD-020D, Level 1
Moisture Resistance Test	MIL-STD-202, Method 106E (50 cycles in a temp./mister chamber)
Terminal Strength	MIL-STD-202, Method 211A (Deflection of board 1 mm for 1 minute)
Case Resistance	acc. to EIA/IS-722, Test 4.7 >100 MΩ (between leads and body)
Mechanical Shock	MIL-STD-202, Method 213B (Shock 50g, half sine wave, 11 ms)
Resistance to Solvents	MIL-STD-202, Method 215A

Detailed information on product approvals, code requirements, usage instructions and detailed test conditions can be looked up in [General Product Information](#)

Dimension [mm]

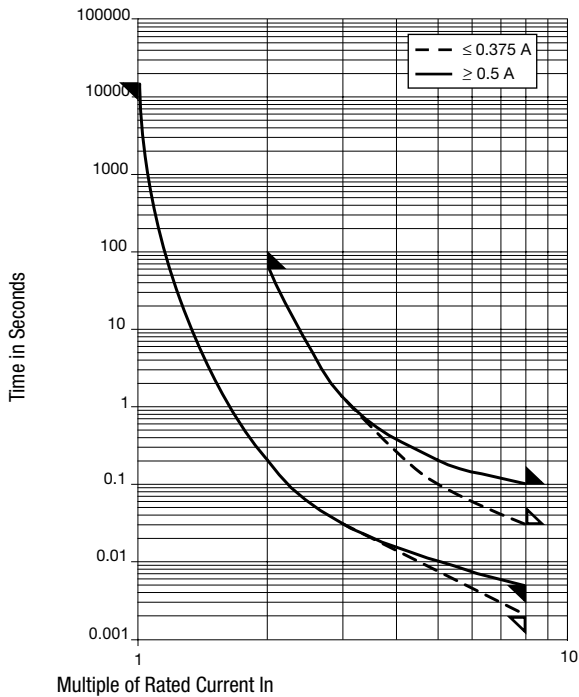


Soldering pads

Pre-Arcing Time


Rated Current I_n	1.0 x I_n min.	2.0 x I_n max.	8.0 x I_n min.	8.0 x I_n max.
0.25 A - 0.375 A	4 h	60 s	2 ms	30 ms
0.5 A - 6.3 A	4 h	60 s	5 ms	100 ms

Time-Current-Curves



All Variants

Rated Current [A]	Rated Voltage [VAC]	Rated Voltage [VDC]	Breaking Capacity	Voltage Drop 1.0 I_n typ. [mV]	Power Dissipation 1.0 I_n typ. [mW]	Melting I^2t 8.0 I_n typ. [A ² s]	$c(U)_{US}$	Order Number
0.25	125	125	1)	142	35.5	0.02	●	3404.0110.11
0.25	125	125	1)	142	35.5	0.02	●	3404.0110.22
0.25	125	125	1)	142	35.5	0.02	●	3404.0110.24
0.375	125	125	1)	123	46.1	0.054	●	3404.0111.11
0.375	125	125	1)	123	46.1	0.054	●	3404.0111.22
0.375	125	125	1)	123	46.1	0.054	●	3404.0111.24
0.5	125	125	1)	95	47.5	0.16	●	3404.0112.11
0.5	125	125	1)	95	47.5	0.16	●	3404.0112.22
0.5	125	125	1)	95	47.5	0.16	●	3404.0112.24
0.75	125	125	1)	92	69	0.43	●	3404.0113.11
0.75	125	125	1)	92	69	0.43	●	3404.0113.22
0.75	125	125	1)	92	69	0.43	●	3404.0113.24
1	125	125	1)	88	88	0.77	●	3404.0114.11
1	125	125	1)	88	88	0.77	●	3404.0114.22
1	125	125	1)	88	88	0.77	●	3404.0114.24
1.5	125	125	1)	82	123	1.73	●	3404.0115.11
1.5	125	125	1)	82	123	1.73	●	3404.0115.22
1.5	125	125	1)	82	123	1.73	●	3404.0115.24
2	125	125	1)	75	150	3.58	●	3404.0116.11
2	125	125	1)	75	150	3.58	●	3404.0116.22
2	125	125	1)	75	150	3.58	●	3404.0116.24
2.5	125	125	1)	137	343	5.6	●	3404.0117.11

Rated Current [A]	Rated Voltage [VAC]	Rated Voltage [VDC]	Breaking Capacity	Voltage Drop 1.0 In typ. [mV]	Power Dissipation 1.0 I _n typ. [mW]	Melting I ² t 8.0 In typ. [A ² s]		Order Number
2.5	125	125	1)	137	343	5.6	●	3404.0117.22
2.5	125	125	1)	137	343	5.6	●	3404.0117.24
3	125	125	1)	128	384	8.06	●	3404.0118.11
3	125	125	1)	128	384	8.06	●	3404.0118.22
3	125	125	1)	128	384	8.06	●	3404.0118.24
3.5	125	125	1)	119	417	11.76	●	3404.0119.11
3.5	125	125	1)	119	417	11.76	●	3404.0119.22
3.5	125	125	1)	119	417	11.76	●	3404.0119.24
4	125	125	1)	77	308	12.3	●	3404.0120.11
4	125	125	1)	77	308	12.3	●	3404.0120.22
4	125	125	1)	77	308	12.3	●	3404.0120.24
5	125	125	1)	79	395	20.8	●	3404.0121.11
5	125	125	1)	79	395	20.8	●	3404.0121.22
5	125	125	1)	79	395	20.8	●	3404.0121.24
6.3	125	125	1)	82	516	25.4	●	3404.0122.11
6.3	125	125	1)	82	516	25.4	●	3404.0122.22
6.3	125	125	1)	82	516	25.4	●	3404.0122.24

Most Popular.

Availability for all products can be searched real-time: <http://www.schurter.com/en/Stock-Check/Stock-Check-SCHURTER>

1) 100 A @ 125 VAC / 100 A @ 125 VDC

Packaging Unit

- .xx = .11 Plastic Bag (100 pcs.)
- .xx = .22 Blister Tape 18 cm Reel (750 pcs.)
- .xx = .24 Blister Tape 33 cm Reel (3000 pcs.)