

阅读申明

- 1.本站收集的数据手册和产品资料都来自互联网，版权归原作者所有。如读者和版权方有任何异议请及时告之，我们将妥善解决。
- 2.本站提供的中文数据手册是英文数据手册的中文翻译，其目的是协助用户阅读，该译文无法自动跟随原稿更新，同时也可能存在翻译上的不当。建议读者以英文原稿为参考以便获得更精准的信息。
- 3.本站提供的产品资料，来自厂商的技术支持或者使用者的心得体会等，其内容可能存在描述上的差异，建议读者做出适当判断。
- 4.如需与我们联系，请发邮件到marketing@iczoom.com，主题请标有“数据手册”字样。

Read Statement

1. The datasheets and other product information on the site are all from network reference or other public materials, and the copyright belongs to the original author and original published source. If readers and copyright owners have any objections, please contact us and we will deal with it in a timely manner.
2. The Chinese datasheets provided on the website is a Chinese translation of the English datasheets. Its purpose is for reader's learning exchange only and do not involve commercial purposes. The translation cannot be automatically updated with the original manuscript, and there may also be improper translations. Readers are advised to use the English manuscript as a reference for more accurate information.
3. All product information provided on the website refer to solutions from manufacturers' technical support or users the contents may have differences in description, and readers are advised to take the original article as the standard.
4. If you have any questions, please contact us at marketing@iczoom.com and mark the subject with "Datasheets" .

Surface Mount Fuse, 7 x 2 mm, Time-Lag T, 125 VAC, 125 VDC



IEC 60127-4 · 125VAC · 125VDC · Time-Lag T



Description

- Low Breaking Capacity
- Directly solderable on printed circuit boards

Standards

- IEC 60127-4/2
- UL 248-14
- CSA C22.2 no. 248.14

Approvals

- Approval Reference Type: MSB
- UL File Number: E42088

Applications

- Telecom
- Household appliances

References

[Packaging Details](#)


Square Footprint Type [MKT](#)

Corresponding Fuseholder [231786](#); [231787](#)

Weblinks

[pdf datasheet](#), [html-datasheet](#), [General Product Information](#), [Packaging details](#), [Approvals](#), [CE declaration of conformity](#), [RoHS](#), [CHINA-RoHS](#), [REACH](#), [Distributor-Stock-Check](#), [Detailed request for product](#)


Technical Data

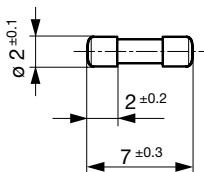
Rated Voltage	63 - 125VAC, 65 - 125VDC
Rated current	0.75 - 15A
Breaking Capacity	50A - 150A
Characteristic	Time-Lag T
Mounting	PCB,SMT
Admissible Ambient Air Temp.	-55 °C to 85 °C
Climatic Category	55/085/56 acc. to IEC 60068-1
Material: Tube	Ceramic
Material: Endcaps	Tin-Plated Copper Alloy
Unit Weight	0.07 g
Storage Conditions	0 °C to 60 °C, max. 70% r.h.
Product Marking	 , Rated current

Soldering Methods	Reflow, Wave Soldering Profile
Solderability	235 °C / 2 sec acc. to IEC 60068-2-58, Test Td, Fig. 2B (Reflow) // 245 °C / 3 sec (Wave)
Resistance to Soldering Heat	260 °C / 10 sec acc. to IEC 60068-2-58, Test Td

Detailed information on product approvals, code requirements, usage instructions and detailed test conditions can be looked up in [General Product Information](#)

Dimension

 7 mm

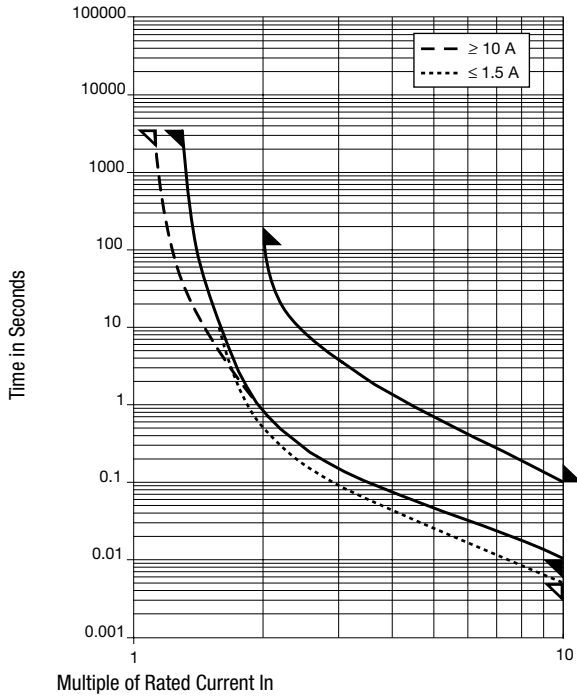


Soldering pads


Pre-Arcing Time

Rated Current I _n	1.1 x I _n min.	1.25 x I _n min.	2.0 x I _n max.	10.0 x I _n min.	10.0 x I _n max.
0.75 A - 1.5 A	-	60 min	120 s	5 ms	100 ms
2 A - 8 A	-	60 min	120 s	10 ms	100 ms
10 A - 15 A	60 min	-	120 s	10 ms	100 ms

Time-Current-Curves



All Variants

Rated Current [A]	Rated Voltage [VAC]	Rated Voltage [VDC]	Breaking Capacity	Voltage Drop 1.0 I _n typ. [mV]	Power Dissipation 1.1 I _n typ. [mW]	Power Dissipation 1.25 I _n typ. [mW]	Melting I ² t 10.0 Intyp. [A ² s]		Order Number
0.75	125	125	1)	106	-	145	0.4	●	7010.9960.63
0.75	125	125	1)	106	-	145	0.4	●	7010.9960.57
1	125	125	1)	97	-	179	0.79	●	7010.9961.63
1	125	125	1)	97	-	179	0.79	●	7010.9961.57
1.5	125	125	1)	91	-	240	2.1	●	7010.9962.63
1.5	125	125	1)	91	-	240	2.1	●	7010.9962.57
2	125	125	1)	88	-	315	4.1	●	7010.9963.63
2	125	125	1)	88	-	315	4.1	●	7010.9963.57
2.5	125	125	1)	84	-	375	6.9	●	7010.9964.63
2.5	125	125	1)	84	-	375	6.9	●	7010.9964.57
3.15	125	125	1)	80	-	450	12	●	7010.9965.63
3.15	125	125	1)	80	-	450	12	●	7010.9965.57
3.5	125	125	1)	79	-	490	15	●	7010.9966.63
3.5	125	125	1)	79	-	490	15	●	7010.9966.57
4	125	125	1)	76	-	545	21	●	7010.9967.63
4	125	125	1)	76	-	545	21	●	7010.9967.57
4	125	125	1)	76	-	545	21	●	7010.9967.59
5	125	125	1)	87	-	620	29	●	7010.9968.63
5	125	125	1)	87	-	620	29	●	7010.9968.57
6.3	125	125	2)	85	-	850	51	●	7010.9969.63
6.3	125	125	2)	85	-	850	51	●	7010.9969.57

Rated Current [A]	Rated Voltage [VAC]	Rated Voltage [VDC]	Breaking Capacity	Voltage Drop 1.0 I _n typ. [mV]	Power Dissipation 1.1 I _n typ. [mW]	Power Dissipation 1.25 I _n typ. [mW]	Melting I ² t 10.0 Intyp. [A ² s]	Order Number
8	65	65	3)	83	-	1200	83 ●	7010.9970.63
8	65	65	3)	83	-	1200	83 ●	7010.9970.57
10	65	65	3)	81	1100	-	140 ●	7010.9971.63
10	65	65	3)	81	1100	-	140 ●	7010.9971.57
12	65	65	3)	80	1150	-	215 ●	7010.9972.63
12	65	65	3)	80	1150	-	215 ●	7010.9972.57
15	65	65	3)	78	1750	-	360 ●	7010.9973.63
15	65	65	3)	78	1750	-	360 ●	7010.9973.57

Most Popular.

Availability for all products can be searched real-time: <http://www.schurter.com/en/Stock-Check/Stock-Check-SCHURTER>

1) 50 A @ 125 VAC/DC

2) 63 A @ 125 VAC/DC

3) 150 A @ 65 VAC/DC

Packaging Unit

.xx = .63 Plastic Bag (100 pcs.)

.xx = .57 Blister Tape 18 cm Reel (1500 pcs.)