

阅读申明

- 1.本站收集的数据手册和产品资料都来自互联网，版权归原作者所有。如读者和版权方有任何异议请及时告之，我们将妥善解决。
- 2.本站提供的中文数据手册是英文数据手册的中文翻译，其目的是协助用户阅读，该译文无法自动跟随原稿更新，同时也可能存在翻译上的不当。建议读者以英文原稿为参考以便获得更精准的信息。
- 3.本站提供的产品资料，来自厂商的技术支持或者使用者的心得体会等，其内容可能存在描述上的差异，建议读者做出适当判断。
- 4.如需与我们联系，请发邮件到marketing@iczoom.com，主题请标有“数据手册”字样。

Read Statement

1. The datasheets and other product information on the site are all from network reference or other public materials, and the copyright belongs to the original author and original published source. If readers and copyright owners have any objections, please contact us and we will deal with it in a timely manner.
2. The Chinese datasheets provided on the website is a Chinese translation of the English datasheets. Its purpose is for reader's learning exchange only and do not involve commercial purposes. The translation cannot be automatically updated with the original manuscript, and there may also be improper translations. Readers are advised to use the English manuscript as a reference for more accurate information.
3. All product information provided on the website refer to solutions from manufacturers' technical support or users the contents may have differences in description, and readers are advised to take the original article as the standard.
4. If you have any questions, please contact us at marketing@iczoom.com and mark the subject with "Datasheets" .

Surface Mount Fuse, 7 x 2.54 mm, Quick-Acting F, 125 VAC, 125 VDC



UL 248-14 · 125 VAC · 125 VDC · Quick-Acting F



Description

- High breaking capacity
- Directly solderable on printed circuit boards

Standards

- UL 248-14
- CSA C22.2 no. 248.14

Approvals

- Approval Reference Type: MKF
- UL File Number: E42088
- CSA File Number: 34549

Applications

- Telecom
- Household appliances

References

[Packaging Details](#)
Round Solder Pads Type [172876](#)

Weblinks

[pdf datasheet](#), [html-datasheet](#), [General Product Information](#), [Packaging details](#), [Approvals](#), [CE declaration of conformity](#), [RoHS](#), [CHINA-RoHS](#), [REACH](#), [Distributor-Stock-Check](#), [Detailed request for product](#)

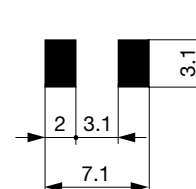
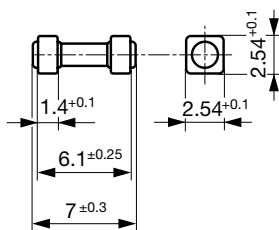
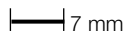
Technical Data

Rated Voltage	63 - 125 VAC, 65 - 125 VDC
Rated current	0.063 - 15 A
Breaking Capacity	300 A
Characteristic	Quick-Acting F
Mounting	PCB,SMT
Admissible Ambient Air Temp.	-55 °C to 85 °C
Climatic Category	55/085/56 acc. to IEC 60068-1
Material: Tube	Ceramic
Material: Endcaps	Tin-Plated Copper Alloy
Unit Weight	0.15 g
Storage Conditions	0 °C to 60 °C, max. 70% r.h.
Product Marking	, Rated current

Soldering Methods	Reflow, Wave Soldering Profile
Solderability	235 °C / 2 sec acc. to IEC 60068-2-58, Test Td
Resistance to Soldering Heat	260 °C / 10sec acc. to IEC 60068-2-58, Test Td

Detailed information on product approvals, code requirements, usage instructions and detailed test conditions can be looked up in [General Product Information](#)

Dimension

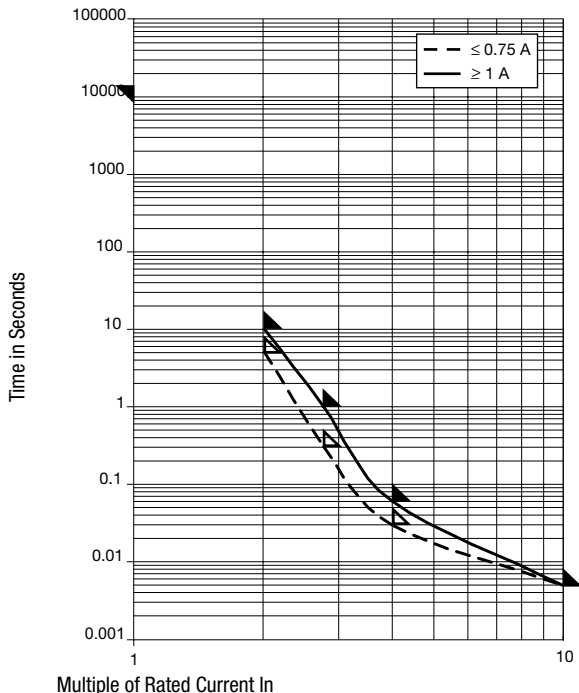


Soldering pads

Pre-Arcing Time


Rated Current I _n	1.0 x I _n min.	2.0 x I _n max.	2.75 x I _n max.	4.0 x I _n max.	10.0 x I _n max.
0.063 A - 0.75 A	4 h	5 s	300 ms	30 ms	5 ms
1 A - 15 A	4 h	10 s	-	60 ms	5 ms

Time-Current-Curves



All Variants

Rated Current [A]	Rated Voltage [VAC]	Rated Voltage [VDC]	Breaking Capacity	Voltage Drop 1.0 I _n typ. [mV]	Power Dissipation 1.0 I _n typ. [mW]	Melting I ² t 10.0 Intyp. [A ² s]	Order Number
0.063	125	125	1)	505	32	0.00022	● 7010.9900.03
0.063	125	125	1)	505	32	0.00022	● 7010.9900.57
0.125	125	125	1)	590	74	0.0024	● 7010.9901.03
0.125	125	125	1)	590	74	0.0024	● 7010.9901.57
0.25	125	125	1)	235	59	0.0061	● 7010.9902.03
0.25	125	125	1)	235	59	0.0061	● 7010.9902.57
0.375	125	125	1)	205	77	0.012	● 7010.9903.03
0.375	125	125	1)	205	77	0.012	● 7010.9903.57
0.5	125	125	1)	190	95	0.046	● 7010.9904.03
0.5	125	125	1)	190	95	0.046	● 7010.9904.57
0.75	125	125	1)	170	128	0.09	● 7010.9905.03
0.75	125	125	1)	170	128	0.09	● 7010.9905.57
1	125	125	1)	155	155	0.11	● 7010.9906.03
1	125	125	1)	155	155	0.11	● 7010.9906.57
1.5	125	125	1)	160	240	0.25	● 7010.9907.03
1.5	125	125	1)	160	240	0.25	● 7010.9907.57
2	125	125	1)	150	300	0.72	● 7010.9908.03
2	125	125	1)	150	300	0.72	● 7010.9908.57
2.5	125	125	1)	145	363	0.91	● 7010.9909.03
2.5	125	125	1)	145	363	0.91	● 7010.9909.57
3	125	125	1)	145	435	1.3	● 7010.9910.03
3	125	125	1)	145	435	1.3	● 7010.9910.57

Rated Current [A]	Rated Voltage [VAC]	Rated Voltage [VDC]	Breaking Capacity	Voltage Drop 1.0 In typ. [mV]	Power Dissipation 1.0 I _n typ. [mW]	Melting I ² t 10.0 Intyp. [A ² s]		Order Number
3.5	125	125	1)	140	490	1.7	●	7010.9911.03
3.5	125	125	1)	140	490	1.7	●	7010.9911.57
4	125	125	1)	135	540	2.6	●	7010.9912.03
4	125	125	1)	135	540	2.6	●	7010.9912.57
5	63	125	2)	125	625	4	●	7010.9913.03
5	125	63	2)	125	625	4	●	7010.9913.57
7	63	125	2)	125	875	8.5	●	7010.9914.03
7	125	63	2)	125	875	8.5	●	7010.9914.57
10	65	65	3)	110	1100	31	●	7010.9915.03
10	65	65	3)	110	1100	31	●	7010.9915.57
12	65	65	3)	110	1320	48	●	7010.9916.03
12	65	65	3)	110	1320	48	●	7010.9916.57
15	65	65	3)	100	1500	92	●	7010.9917.03
15	65	65	3)	100	1500	92	●	7010.9917.57

Availability for all products can be searched real-time: <http://www.schurter.com/en/Stock-Check/Stock-Check-SCHURTER>

1) 300 A @ 125 VAC , p.f. ≥ 0.95 / 300 A @ 125 VDC

2) 300 A @ 63 VAC , p.f. ≥ 0.95 / 300 A @ 125 VDC

3) 300 A @ 65 VAC , p.f. ≥ 0.95 / 300 A @ 65 VDC

Packaging Unit .xx = .03 Blister Tape of 100 pcs. in Plastic Bag
 .xx = .55 Blister Tape 18 cm Reel (500 pcs.)
 .xx = .57 Blister Tape 18 cm Reel (1500 pcs.)