

阅读申明

- 1.本站收集的数据手册和产品资料都来自互联网，版权归原作者所有。如读者和版权方有任何异议请及时告之，我们将妥善解决。
- 2.本站提供的中文数据手册是英文数据手册的中文翻译，其目的是协助用户阅读，该译文无法自动跟随原稿更新，同时也可能存在翻译上的不当。建议读者以英文原稿为参考以便获得更精准的信息。
- 3.本站提供的产品资料，来自厂商的技术支持或者使用者的心得体会等，其内容可能存在描述上的差异，建议读者做出适当判断。
- 4.如需与我们联系，请发邮件到marketing@iczoom.com，主题请标有“数据手册”字样。

Read Statement

1. The datasheets and other product information on the site are all from network reference or other public materials, and the copyright belongs to the original author and original published source. If readers and copyright owners have any objections, please contact us and we will deal with it in a timely manner.
2. The Chinese datasheets provided on the website is a Chinese translation of the English datasheets. Its purpose is for reader's learning exchange only and do not involve commercial purposes. The translation cannot be automatically updated with the original manuscript, and there may also be improper translations. Readers are advised to use the English manuscript as a reference for more accurate information.
3. All product information provided on the website refer to solutions from manufacturers' technical support or users the contents may have differences in description, and readers are advised to take the original article as the standard.
4. If you have any questions, please contact us at marketing@iczoom.com and mark the subject with "Datasheets" .

Subminiature Fuse, 11.5 x 5 mm, Time-Lag T



IEC 60127-4 · 250VAC · Time-Lag T



Description

- Subminiature fuse time-lag T

Standards

- IEC 60127-4/1
- UL 248-14
- CSA C22.2 no. 248.14

Approvals

- Approval Reference Type: FRT 250T
- UL File Number: E41599

Applications

- Primary Protection on PCB
- Power Supply Adapter for e.g. laptops



References

[Packaging Details](#)
Corresponding Fuseholder [231819](#)

Weblinks

[pdf datasheet](#), [html-datasheet](#), [General Product Information](#), [Packaging details](#), [Approvals](#), [CE declaration of conformity](#), [RoHS](#), [CHINA-RoHS](#), [REACH](#), [Distributor-Stock-Check](#), [Detailed request for product](#)

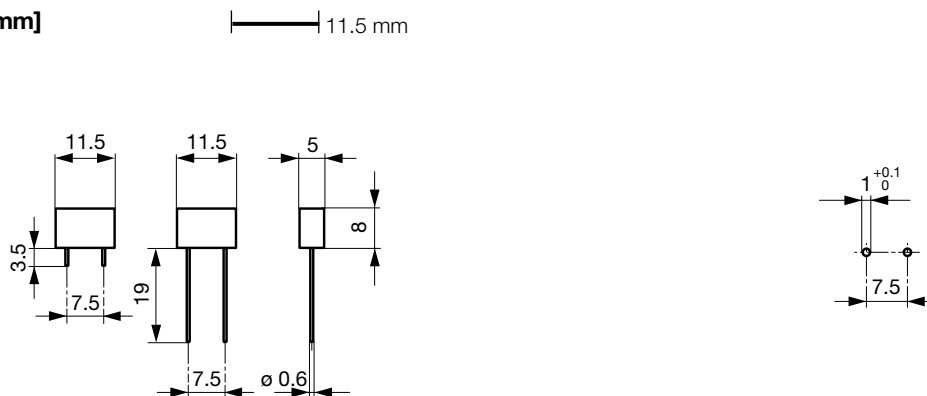
Technical Data

| | |
|------------------------------|--|
| Rated Voltage | 250 VAC |
| Rated current | 0.2 - 10A |
| Breaking Capacity | 50A - 100A |
| Characteristic | Time-Lag T |
| Mounting | PCB, THT |
| Admissible Ambient Air Temp. | -40 °C to 85 °C |
| Climatic Category | 40/085/21 acc. to IEC 60068-1 |
| Material: Housing | Thermoplastic, UL 94V-0 |
| Material: Terminals | Tin-Plated Copper |
| Unit Weight | 0.72 g |
| Storage Conditions | 0 °C to 60 °C, max. 70% r.h. |
| Product Marking |   , Rated current, Rated Voltage, Characteristic, Breaking Capacity, Approvals |

| | |
|------------------------------|---|
| Soldering Methods | Wave, Iron Soldering Profile |
| Solderability | 235 °C / 2 sec acc. to IEC 60068-2-20, Test Ta, method 1 |
| Resistance to Soldering Heat | 260 °C / 5 sec acc. to IEC 60068-2-20, Test Tb, method 1A |
| Resistance to Vibration | acc. to IEC 60068-2-6, test Fc |

Detailed information on product approvals, code requirements, usage instructions and detailed test conditions can be looked up in [General Product Information](#)

Dimension [mm]



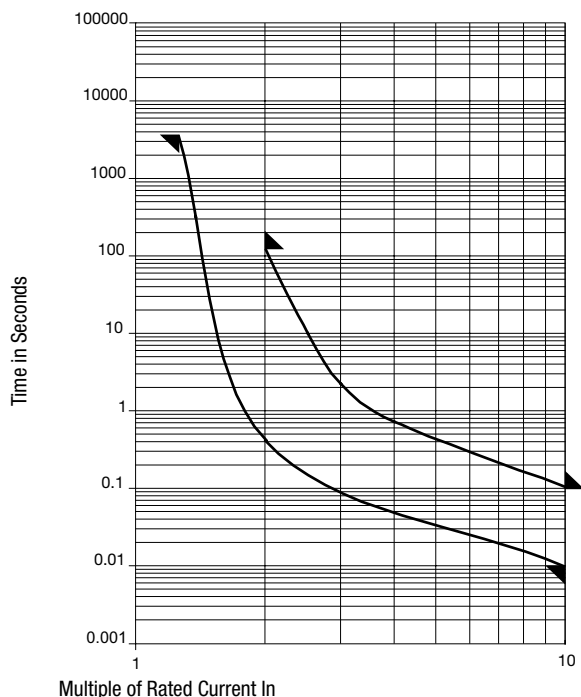
Drilling diagram

Pre-Arcing Time


Rated Current I_n 1.25 x I_n min. 2.0 x I_n max. 10.0 x I_n min. 10.0 x I_n max.


| | | | | |
|--------------|--------|-------|-------|--------|
| 0.2 A - 10 A | 60 min | 120 s | 10 ms | 100 ms |
|--------------|--------|-------|-------|--------|

Time-Current-Curves




All Variants

| Rated Current [A] | Rated Voltage [VAC] | Breaking Capacity | Voltage Drop 1.0 I_n typ. [mV] | Power Dissipation 1.25 I_n typ. [mW] | Melting I ² t 10.0 I_n typ. [A ² s] |  | S | L | T | Order Number |
|-------------------|---------------------|-------------------|----------------------------------|--|---|---|---|---|---|--------------|
| 0.2 | 250 | 1) | 235 | 85 | 0.1 | ● | ● | | | 7100.1008.13 |
| 0.25 | 250 | 1) | 180 | 80 | 0.2 | ● | ● | | | 7100.1009.13 |
| 0.315 | 250 | 1) | 130 | 70 | 0.3 | ● | ● | | | 7100.1010.13 |
| 0.4 | 250 | 1) | 130 | 90 | 0.49 | ● | ● | | | 7100.1011.13 |
| 0.5 | 250 | 1) | 120 | 110 | 0.53 | ● | ● | | | 7100.1012.13 |
| 0.63 | 250 | 1) | 100 | 115 | 1.13 | ● | ● | | | 7100.1013.13 |
| 0.8 | 250 | 2) | 230 | 330 | 1.5 | ● | ● | | | 7100.1014.13 |
| 1 | 250 | 2) | 155 | 300 | 1.6 | ● | ● | | | 7100.1015.13 |
| 1.25 | 250 | 2) | 120 | 270 | 3 | ● | ● | | | 7100.1016.13 |
| 1.6 | 250 | 2) | 120 | 375 | 4.9 | ● | ● | | | 7100.1017.13 |
| 2 | 250 | 2) | 105 | 400 | 7 | ● | ● | | | 7100.1018.13 |
| 2.5 | 250 | 3) | 95 | 420 | 7.3 | ● | ● | | | 7100.1019.13 |
| 3.15 | 250 | 3) | 92 | 520 | 4.7 | ● | ● | | | 7100.1020.13 |
| 4 | 250 | 3) | 90 | 600 | 25 | ● | ● | | | 7100.1021.13 |
| 5 | 250 | 3) | 92 | 800 | 32 | ● | ● | | | 7100.1022.13 |
| 6.3 | 250 | 4) | 93 | 680 | 53 | ● | ● | | | 7100.1023.13 |
| 8 | 250 | 4) | 65 | 500 | 87 | ● | ● | | | 7100.1024.13 |
| 10 | 250 | 4) | 63 | 900 | 160 | ● | ● | | | 7100.1025.13 |
| 0.2 | 250 | 1) | 235 | 85 | 0.1 | ● | | ● | ● | 7100.1108.13 |
| 0.2 | 250 | 1) | 235 | 85 | 0.1 | ● | | ● | ● | 7100.1108.95 |
| 0.2 | 250 | 1) | 235 | 85 | 0.1 | ● | | ● | ● | 7100.1108.96 |

| Rated Current [A] | Rated Voltage [VAC] | Breaking Capacity | Voltage Drop 1.0 In typ. [mV] | Power Dissipation 1.25 I _n typ. [mW] | Melting Pt 10.0 Intyp. [A ² s] |  | S | L | T | Order Number |
|-------------------|---------------------|-------------------|-------------------------------|---|---|---|---|---|---|--------------|
| 0.25 | 250 | 1) | 180 | 80 | 0.2 | ● | ● | ● | ● | 7100.1109.13 |
| 0.25 | 250 | 1) | 180 | 80 | 0.2 | ● | ● | ● | ● | 7100.1109.95 |
| 0.25 | 250 | 1) | 180 | 80 | 0.2 | ● | ● | ● | ● | 7100.1109.96 |
| 0.315 | 250 | 1) | 130 | 70 | 0.3 | ● | ● | ● | ● | 7100.1110.13 |
| 0.315 | 250 | 1) | 130 | 70 | 0.3 | ● | ● | ● | ● | 7100.1110.95 |
| 0.315 | 250 | 1) | 130 | 70 | 0.3 | ● | ● | ● | ● | 7100.1110.96 |
| 0.4 | 250 | 1) | 130 | 90 | 0.49 | ● | ● | ● | ● | 7100.1111.13 |
| 0.4 | 250 | 1) | 130 | 90 | 0.49 | ● | ● | ● | ● | 7100.1111.95 |
| 0.4 | 250 | 1) | 130 | 90 | 0.49 | ● | ● | ● | ● | 7100.1111.96 |
| 0.5 | 250 | 1) | 120 | 110 | 0.53 | ● | ● | ● | ● | 7100.1112.13 |
| 0.5 | 250 | 1) | 120 | 110 | 0.53 | ● | ● | ● | ● | 7100.1112.95 |
| 0.5 | 250 | 1) | 120 | 110 | 0.53 | ● | ● | ● | ● | 7100.1112.96 |
| 0.63 | 250 | 1) | 100 | 115 | 1.13 | ● | ● | ● | ● | 7100.1113.13 |
| 0.63 | 250 | 1) | 100 | 115 | 1.13 | ● | ● | ● | ● | 7100.1113.95 |
| 0.63 | 250 | 1) | 100 | 115 | 1.13 | ● | ● | ● | ● | 7100.1113.96 |
| 0.8 | 250 | 2) | 230 | 330 | 1.5 | ● | ● | ● | ● | 7100.1114.13 |
| 0.8 | 250 | 2) | 230 | 330 | 1.5 | ● | ● | ● | ● | 7100.1114.95 |
| 0.8 | 250 | 2) | 230 | 330 | 1.5 | ● | ● | ● | ● | 7100.1114.96 |
| 1 | 250 | 2) | 155 | 300 | 1.6 | ● | ● | ● | ● | 7100.1115.13 |
| 1 | 250 | 2) | 155 | 300 | 1.6 | ● | ● | ● | ● | 7100.1115.95 |
| 1 | 250 | 2) | 155 | 300 | 1.6 | ● | ● | ● | ● | 7100.1115.96 |
| 1.25 | 250 | 2) | 120 | 270 | 3 | ● | ● | ● | ● | 7100.1116.13 |
| 1.25 | 250 | 2) | 120 | 270 | 3 | ● | ● | ● | ● | 7100.1116.95 |
| 1.25 | 250 | 2) | 120 | 270 | 3 | ● | ● | ● | ● | 7100.1116.96 |
| 1.6 | 250 | 2) | 120 | 375 | 4.9 | ● | ● | ● | ● | 7100.1117.13 |
| 1.6 | 250 | 2) | 120 | 375 | 4.9 | ● | ● | ● | ● | 7100.1117.95 |
| 1.6 | 250 | 2) | 120 | 375 | 4.9 | ● | ● | ● | ● | 7100.1117.96 |
| 2 | 250 | 2) | 105 | 400 | 7 | ● | ● | ● | ● | 7100.1118.13 |
| 2 | 250 | 2) | 105 | 400 | 7 | ● | ● | ● | ● | 7100.1118.95 |
| 2 | 250 | 2) | 105 | 400 | 7 | ● | ● | ● | ● | 7100.1118.96 |
| 2.5 | 250 | 3) | 95 | 420 | 7.3 | ● | ● | ● | ● | 7100.1119.13 |
| 2.5 | 250 | 3) | 95 | 420 | 7.3 | ● | ● | ● | ● | 7100.1119.95 |
| 2.5 | 250 | 3) | 95 | 420 | 7.3 | ● | ● | ● | ● | 7100.1119.96 |
| 3.15 | 250 | 3) | 92 | 520 | 4.7 | ● | ● | ● | ● | 7100.1120.13 |
| 3.15 | 250 | 3) | 92 | 520 | 4.7 | ● | ● | ● | ● | 7100.1120.95 |
| 3.15 | 250 | 3) | 92 | 520 | 4.7 | ● | ● | ● | ● | 7100.1120.96 |
| 4 | 250 | 3) | 90 | 600 | 25 | ● | ● | ● | ● | 7100.1121.13 |
| 4 | 250 | 3) | 90 | 600 | 25 | ● | ● | ● | ● | 7100.1121.95 |
| 4 | 250 | 3) | 90 | 600 | 25 | ● | ● | ● | ● | 7100.1121.96 |
| 5 | 250 | 3) | 92 | 800 | 32 | ● | ● | ● | ● | 7100.1122.13 |
| 5 | 250 | 3) | 92 | 800 | 32 | ● | ● | ● | ● | 7100.1122.95 |
| 5 | 250 | 3) | 92 | 800 | 32 | ● | ● | ● | ● | 7100.1122.96 |
| 6.3 | 250 | 4) | 93 | 680 | 53 | ● | ● | ● | ● | 7100.1123.13 |
| 6.3 | 250 | 4) | 93 | 680 | 53 | ● | ● | ● | ● | 7100.1123.95 |
| 6.3 | 250 | 4) | 93 | 680 | 53 | ● | ● | ● | ● | 7100.1123.96 |
| 8 | 250 | 4) | 65 | 500 | 87 | ● | ● | ● | ● | 7100.1124.13 |
| 8 | 250 | 5) | 65 | 500 | 87 | ● | ● | ● | ● | 7100.1124.95 |
| 8 | 250 | 5) | 65 | 500 | 87 | ● | ● | ● | ● | 7100.1124.96 |
| 10 | 250 | 4) | 63 | 900 | 160 | ● | ● | ● | ● | 7100.1125.13 |
| 10 | 250 | 5) | 63 | 900 | 160 | ● | ● | ● | ● | 7100.1125.95 |
| 10 | 250 | 5) | 63 | 900 | 160 | ● | ● | ● | ● | 7100.1125.96 |

Availability for all products can be searched real-time: <http://www.schurter.com/en/Stock-Check/Stock-Check-SCHURTER>

| Rated Current [A] | Rated Voltage [VAC] | Breaking Capacity | Voltage Drop 1.0 I _n typ. [mV] | Power Dissipation 1.25 I _n typ. [mW] | Melting I ² t 10.0 Intyp. [A ² s] |  | S | L | T | Order Number |
|---|---------------------|-------------------|---|---|---|---|---|---|---|--------------|
| 1) UL : 35 A @ 250 VAC/DC / 10 kA @ 125 VAC, p.f. = 0.7 - 0.8 | | | | | | | | | | |
| 2) UL: 50 A @ 250 VAC/DC / 10 kA @ 125 VAC, p.f. = 0.7 - 0.8 | | | | | | | | | | |
| 3) UL: 50 A @ 250 VAC, p.f. ≥ 0.95 | | | | | | | | | | |
| 4) UL: 63 A @ 250 VAC, p.f. ≥ 0.95 | | | | | | | | | | |

| Packaging Unit | |
|---------------------------------|------------------------------|
| .xx = .13 / S = Short Terminals | Plastic Bag (100 pcs.) |
| .xx = .13 / L = Long Terminals | Plastic Bag (100 pcs.) |
| .xx = .95 / T = Reeled | Taped 36 cm Reel (500 pcs.) |
| .xx = .96 / T = Reeled | Taped 36 cm Reel (1000 pcs.) |