


阅读申明

- 1.本站收集的数据手册和产品资料都来自互联网，版权归原作者所有。如读者和版权方有任何异议请及时告之，我们将妥善解决。
- 2.本站提供的中文数据手册是英文数据手册的中文翻译，其目的是协助用户阅读，该译文无法自动跟随原稿更新，同时也可能存在翻译上的不当。建议读者以英文原稿为参考以便获得更精准的信息。
- 3.本站提供的产品资料，来自厂商的技术支持或者使用者的心得体会等，其内容可能存在描述上的差异，建议读者做出适当判断。
- 4.如需与我们联系，请发邮件到marketing@iczoom.com，主题请标有“数据手册”字样。

Read Statement

1. The datasheets and other product information on the site are all from network reference or other public materials, and the copyright belongs to the original author and original published source. If readers and copyright owners have any objections, please contact us and we will deal with it in a timely manner.
2. The Chinese datasheets provided on the website is a Chinese translation of the English datasheets. Its purpose is for reader's learning exchange only and do not involve commercial purposes. The translation cannot be automatically updated with the original manuscript, and there may also be improper translations. Readers are advised to use the English manuscript as a reference for more accurate information.
3. All product information provided on the website refer to solutions from manufacturers' technical support or users the contents may have differences in description, and readers are advised to take the original article as the standard.
4. If you have any questions, please contact us at marketing@iczoom.com and mark the subject with "Datasheets" .

Subminiature Fuse, 11.5 x 5 mm, Quick-Acting F



IEC 60127-4 · 250VAC · Quick-Acting F



Description

- Subminiature fuse quick-acting F

Standards

- IEC 60127-4/1
- UL 248-14
- CSA C22.2 no. 248.14

Approvals

- Approval Reference Type: FRT 250F
- UL File Number: E41599

Applications

- Primary Protection on PCB

References


[Packaging Details](#)

Corresponding Fuseholder 231819

Weblinks

[pdf datasheet](#), [html-datasheet](#), [General Product Information](#), [Packaging details](#), [Approvals](#), [CE declaration of conformity](#), [RoHS](#), [CHINA-RoHS](#), [REACH](#), [Distributor-Stock-Check](#), [Detailed request for product](#)

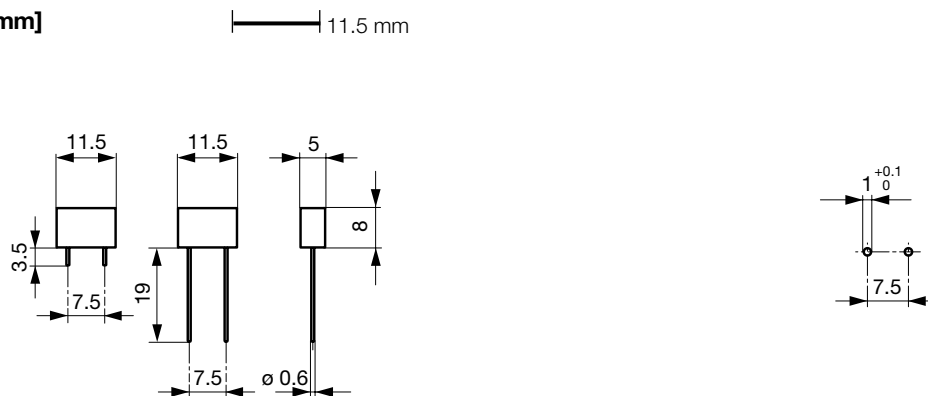
Technical Data

Rated Voltage	250VAC
Rated current	0.16 - 10A
Breaking Capacity	100A
Characteristic	Quick-Acting F
Mounting	PCB,THT
Admissible Ambient Air Temp.	-40 °C to 85 °C
Climatic Category	40/085/21 acc. to IEC 60068-1
Material: Housing	Thermoplastic, UL 94V-0
Material: Terminals	Tin-Plated Copper
Unit Weight	0.72 g
Storage Conditions	0 °C to 60 °C, max. 70% r.h.
Product Marking	 , Rated current, Rated Voltage, Characteristic, Breaking Capacity, Approvals

Soldering Methods	Wave, Iron Soldering Profile
Solderability	235 °C / 2 sec acc. to IEC 60068-2-20, Test Ta, method 1
Resistance to Soldering Heat	260 °C / 5 sec acc. to IEC 60068-2-20, Test Tb, method 1A
Resistance to Vibration	acc. to IEC 60068-2-6, test Fc

Detailed information on product approvals, code requirements, usage instructions and detailed test conditions can be looked up in [General Product Information](#)

Dimension [mm]



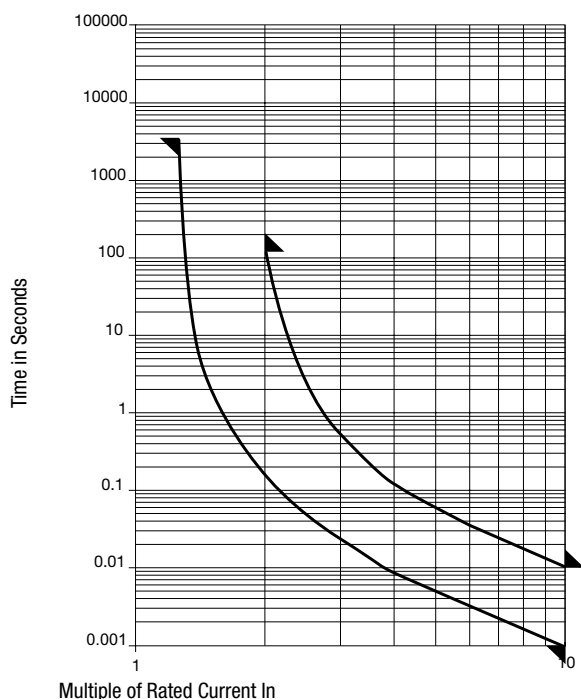
Drilling diagram

Pre-Arcing Time


Rated Current I_n 1.25 x I_n min. 2.0 x I_n max. 10.0 x I_n min. 10.0 x I_n max.


0.16 A - 10 A	60 min	120 s	1 ms	10 ms
---------------	--------	-------	------	-------


Time-Current-Curves



All Variants

Rated Current [A]	Rated Voltage [VAC]	Breaking Capacity	Voltage Drop 1.0 I_n typ. [mV]	Power Dissipation 1.25 I_n typ. [mW]	Melting I ² t 10.0 I_n typ. [A ² s]		S	L	T	Order Number
0.16	250	1)	345	110	0.006	●	●			7100.1057.13
0.2	250	1)	300	190	0.01	●	●			7100.1058.13
0.25	250	1)	260	210	0.028	●	●			7100.1059.13
0.315	250	1)	270	240	0.04	●	●			7100.1060.13
0.4	250	1)	260	310	0.088	●	●			7100.1061.13
0.5	250	1)	115	110	0.058	●	●			7100.1062.13
0.63	250	1)	100	120	0.1	●	●			7100.1063.13
0.8	250	1)	95	150	0.21	●	●			7100.1064.13
1	250	2)	155	300	0.18	●	●			7100.1065.13
1.25	250	2)	150	360	0.28	●	●			7100.1066.13
1.6	250	2)	115	340	0.61	●	●			7100.1067.13
2	250	2)	112	450	1	●	●			7100.1068.13
2.5	250	3)	100	500	1.2	●	●			7100.1069.13
3.15	250	3)	90	520	2.4	●	●			7100.1070.13
4	250	3)	95	850	4.1	●	●			7100.1071.13
5	250	3)	90	800	7.2	●	●			7100.1072.13
6.3	250	4)	85	960	15	●	●			7100.1073.13
8	250	4)	80	1000	25	●	●			7100.1074.13
10	250	4)	75	1450	50	●	●			7100.1075.13
0.16	250	1)	345	110	0.006	●		●	●	7100.1157.13
0.16	250	1)	345	110	0.006	●		●	●	7100.1157.95

Rated Current [A]	Rated Voltage [VAC]	Breaking Capacity	Voltage Drop 1.0 In typ. [mV]	Power Dissipation 1.25 I _n typ. [mW]	Melting Pt 10.0 Intyp. [A ² s]		S	L	T	Order Number
0.16	250	1)	345	110	0.006	●	●	●	7100.1157.96	
0.2	250	1)	300	190	0.01	●	●	●	7100.1158.13	
0.2	250	1)	300	190	0.01	●	●	●	7100.1158.95	
0.2	250	1)	300	190	0.01	●	●	●	7100.1158.96	
0.25	250	1)	260	210	0.028	●	●	●	7100.1159.13	
0.25	250	1)	260	210	0.028	●	●	●	7100.1159.95	
0.315	250	1)	270	240	0.04	●	●	●	7100.1160.13	
0.315	250	1)	270	240	0.04	●	●	●	7100.1160.95	
0.315	250	1)	270	240	0.04	●	●	●	7100.1160.96	
0.4	250	1)	260	310	0.088	●	●	●	7100.1161.13	
0.4	250	1)	260	310	0.088	●	●	●	7100.1161.95	
0.4	250	1)	260	310	0.088	●	●	●	7100.1161.96	
0.5	250	1)	115	110	0.058	●	●	●	7100.1162.13	
0.5	250	1)	115	110	0.058	●	●	●	7100.1162.95	
0.5	250	1)	115	110	0.058	●	●	●	7100.1162.96	
0.63	250	1)	100	120	0.1	●	●	●	7100.1163.13	
0.63	250	1)	100	120	0.1	●	●	●	7100.1163.95	
0.63	250	1)	100	120	0.1	●	●	●	7100.1163.96	
0.8	250	1)	95	150	0.21	●	●	●	7100.1164.13	
0.8	250	1)	95	150	0.21	●	●	●	7100.1164.95	
0.8	250	1)	95	150	0.21	●	●	●	7100.1164.96	
0.25	250	1)	260	210	0.028	●	●	●	7100.1159.96	
1	250	2)	155	300	0.18	●	●	●	7100.1165.13	
1	250	2)	155	300	0.18	●	●	●	7100.1165.95	
1	250	2)	155	300	0.18	●	●	●	7100.1165.96	
1.25	250	2)	150	360	0.28	●	●	●	7100.1166.13	
1.25	250	2)	150	360	0.28	●	●	●	7100.1166.95	
1.25	250	2)	150	360	0.28	●	●	●	7100.1166.96	
1.6	250	2)	115	340	0.61	●	●	●	7100.1167.13	
1.6	250	2)	115	340	0.61	●	●	●	7100.1167.95	
1.6	250	2)	115	340	0.61	●	●	●	7100.1167.96	
2	250	2)	112	450	1	●	●	●	7100.1168.13	
2	250	2)	112	450	1	●	●	●	7100.1168.95	
2	250	2)	112	450	1	●	●	●	7100.1168.96	
2.5	250	3)	100	500	1.2	●	●	●	7100.1169.13	
2.5	250	3)	100	500	1.2	●	●	●	7100.1169.95	
2.5	250	3)	100	500	1.2	●	●	●	7100.1169.96	
3.15	250	3)	90	520	2.4	●	●	●	7100.1170.13	
3.15	250	3)	90	520	2.4	●	●	●	7100.1170.95	
3.15	250	3)	90	520	2.4	●	●	●	7100.1170.96	
4	250	3)	95	850	4.1	●	●	●	7100.1171.13	
4	250	3)	95	850	4.1	●	●	●	7100.1171.95	
4	250	3)	95	850	4.1	●	●	●	7100.1171.96	
5	250	3)	90	800	7.2	●	●	●	7100.1172.13	
5	250	3)	90	800	7.2	●	●	●	7100.1172.95	
5	250	3)	90	800	7.2	●	●	●	7100.1172.96	
6.3	250	4)	85	960	15	●	●	●	7100.1173.13	
6.3	250	3)	85	960	15	●	●	●	7100.1173.95	
6.3	250	3)	85	960	15	●	●	●	7100.1173.96	
8	250	4)	80	1000	25	●	●	●	7100.1174.13	
8	250	4)	80	1000	25	●	●	●	7100.1174.95	
8	250	4)	80	1000	25	●	●	●	7100.1174.96	
10	250	4)	75	1450	50	●	●	●	7100.1175.13	

Rated Current [A]	Rated Voltage [VAC]	Breaking Capacity	Voltage Drop 1.0 I _n typ. [mV]	Power Dissipation 1.25 I _n typ. [mW]	Melting I ² t 10.0 Intyp. [A ² s]		S	L	T	Order Number
10	250	5)	75	1450	50	●	●	●		7100.1175.95
10	250	5)	75	1450	50	●	●	●		7100.1175.96

Availability for all products can be searched real-time: <http://www.schurter.com/en/Stock-Check/Stock-Check-SCHURTER>

1) UL: 35 A @ 250 VAC/DC / 10 kA @ 125 VAC, p.f. = 0.7 - 0.8

2) UL: 63 A @ 250 VAC/DC / 10 kA @ 125 VAC, p.f. = 0.7 - 0.8

3) UL: 63 A @ 250 VAC/DC

4) UL: 63 A @ 250 VAC

Packaging Unit	
.xx = .13 / S = Short Terminals	Plastic Bag (100 pcs.)
.xx = .13 / L = Long Terminals	Plastic Bag (100 pcs.)
.xx = .95 / T = Reeled	Taped 36 cm Reel (500 pcs.)
.xx = .96 / T = Reeled	Taped 36 cm Reel (1000 pcs.)