

阅读申明

- 1.本站收集的数据手册和产品资料都来自互联网，版权归原作者所有。如读者和版权方有任何异议请及时告之，我们将妥善解决。
- 2.本站提供的中文数据手册是英文数据手册的中文翻译，其目的是协助用户阅读，该译文无法自动跟随原稿更新，同时也可能存在翻译上的不当。建议读者以英文原稿为参考以便获得更精准的信息。
- 3.本站提供的产品资料，来自厂商的技术支持或者使用者的心得体会等，其内容可能存在描述上的差异，建议读者做出适当判断。
- 4.如需与我们联系，请发邮件到marketing@iczoom.com，主题请标有“数据手册”字样。

Read Statement

1. The datasheets and other product information on the site are all from network reference or other public materials, and the copyright belongs to the original author and original published source. If readers and copyright owners have any objections, please contact us and we will deal with it in a timely manner.
2. The Chinese datasheets provided on the website is a Chinese translation of the English datasheets. Its purpose is for reader's learning exchange only and do not involve commercial purposes. The translation cannot be automatically updated with the original manuscript, and there may also be improper translations. Readers are advised to use the English manuscript as a reference for more accurate information.
3. All product information provided on the website refer to solutions from manufacturers' technical support or users the contents may have differences in description, and readers are advised to take the original article as the standard.
4. If you have any questions, please contact us at marketing@iczoom.com and mark the subject with "Datasheets" .

Subminiature Fuse, 2.3 x 8 mm, Quick-Acting F, IEC, 125 VAC, 125 VDC



UL 248-14 · 125 VAC · 125 VDC · Quick-Acting F



Description

- High breaking capacity

Standards

- IEC 60127-3/2
- UL 248-14
- CSA C22.2 no. 248.14

Approvals

- Approval Reference Type: 172322
- UL File Number: E42088
- CSA File Number: 34549

References

[Packaging Details](#)

Weblinks

[pdf datasheet](#), [html-datasheet](#), [General Product Information](#), [Packaging details](#), [Approvals](#), [CE declaration of conformity](#), [RoHS](#), [CHINA-RoHS](#), [REACH](#), [Distributor-Stock-Check](#), [Detailed request for product](#)

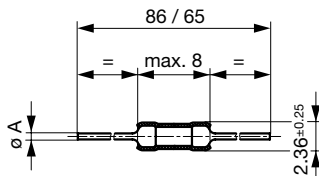
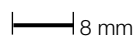
Technical Data

Rated Voltage	32 - 125 VAC, 32 - 125 VDC
Rated current	0.063 - 15 A
Breaking Capacity	50 A - 300 A
Characteristic	Quick-Acting F
Admissible Ambient Air Temp.	-55 °C to 85 °C
Climatic Category	55/085/56 acc. to IEC 60068-1
Material: Tube	Ceramic
Material: Axial Leads	Tin-Plated Copper
Unit Weight	0.46 g
Storage Conditions	0 °C to 60 °C, max. 70% r.h.
Product Marking	Rated current

Soldering Methods	Wave Soldering Profile
Solderability	235 °C / 2 sec acc. to IEC 60068-2-20, Test Ta, method 1
Resistance to Soldering Heat	260 °C / 5 sec acc. to IEC 60068-2-20, Test Tb, method 1A

Detailed information on product approvals, code requirements, usage instructions and detailed test conditions can be looked up in [General Product Information](#)

Dimension



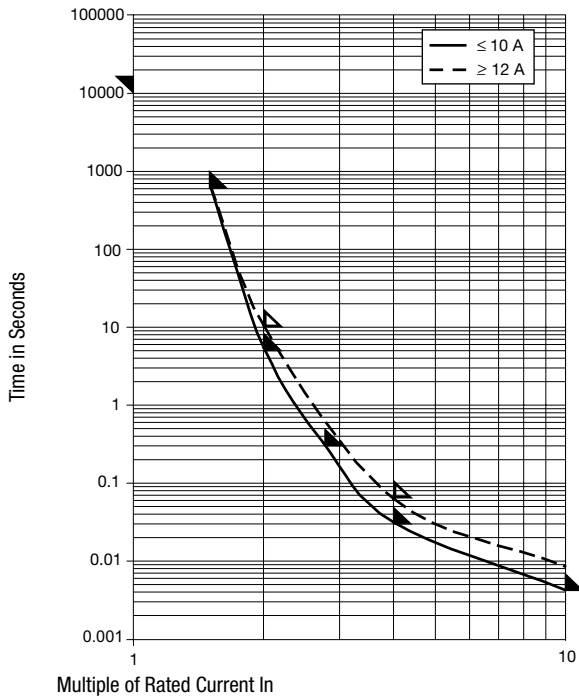
$I_n \leq 10 \text{ A}$: $\varnothing A = 0.62 \text{ mm}$

$I_n > 10 \text{ A}$: $\varnothing A = 0.82 \text{ mm}$




Pre-Arcing Time


Rated Current I _n	1.0 x I _n min.	1.5 x I _n max.	2.0 x I _n max.	2.75 x I _n max.	4.0 x I _n max.	10.0 x I _n max.
0.063 A - 10 A	4 h	10 min	5 s	300 ms	30 ms	4 ms
12 A - 15 A	4 h	10 min	10 s	-	60 ms	-



Time-Current-Curves



All Variants

Rated Current [A]	Rated Voltage [VAC]	Rated Voltage [VDC]	Breaking Capacity	Voltage Drop 1.0 I _n typ. [mV]	Power Dissipation 1.0 I _n typ. [mW]	Melting I ² t 10.0 I _n typ. [A ² s]	  	Order Number
0.063	125	125	1)	1050	66	0.0008	● ●	7010.7010.13
0.063	125	125	1)	1050	66	0.0008	● ●	7010.7010.37
0.063	125	125	1)	1050	66	0.0008	● ●	7010.7010.39
0.063	125	125	1)	1050	66	0.0008	● ●	7010.7010.47
-	125	125	1)	1050	66	0.0008	● ●	7010.7010.49
0.125	125	125	1)	900	115	0.0036	● ● ●	7010.7020.13
0.125	125	125	1)	900	115	0.0036	● ● ●	7010.7020.37
0.125	125	125	1)	900	115	0.0036	● ● ●	7010.7020.39
0.125	125	125	1)	900	115	0.0036	● ● ●	7010.7020.47
0.125	125	125	1)	900	115	0.0036	● ● ●	7010.7020.49
0.25	125	125	1)	325	82	0.0094	● ● ●	7010.7030.13
0.25	125	125	1)	325	82	0.0094	● ● ●	7010.7030.37
0.25	125	125	1)	325	82	0.0094	● ● ●	7010.7030.39
0.25	125	125	1)	325	82	0.0094	● ● ●	7010.7030.47
0.25	125	125	1)	325	82	0.0094	● ● ●	7010.7030.49
0.375	125	125	1)	245	92	0.019	● ● ●	7010.7040.13
0.375	125	125	1)	245	92	0.019	● ● ●	7010.7040.37
0.375	125	125	1)	245	92	0.019	● ● ●	7010.7040.39
0.375	125	125	1)	245	92	0.019	● ● ●	7010.7040.47
0.375	125	125	1)	245	92	0.019	● ● ●	7010.7040.49
0.5	125	125	1)	260	130	0.07	● ● ●	7010.7050.13
0.5	125	125	1)	260	130	0.07	● ● ●	7010.7050.37

Rated Current [A]	Rated Voltage [VAC]	Rated Voltage [VDC]	Breaking Capacity	Voltage Drop 1.0 I _n typ. [mV]	Power Dissipation 1.0 I _n typ. [mW]	Melting I ² t 10.0 Intyp. [A ² s]		GAM T1	Order Number	
0.5	125	125	1)	260	130	0.07	●	●	●	7010.7050.39
0.5	125	125	1)	260	130	0.07	●	●	●	7010.7050.47
0.5	125	125	1)	260	130	0.07	●	●	●	7010.7050.49
0.75	125	125	1)	245	185	0.18	●	●	●	7010.7060.13
0.75	125	125	1)	245	185	0.18	●	●	●	7010.7060.37
0.75	125	125	1)	245	185	0.18	●	●	●	7010.7060.39
0.75	125	125	1)	245	185	0.18	●	●	●	7010.7060.47
0.75	125	125	1)	245	185	0.18	●	●	●	7010.7060.49
1	125	125	1)	210	210	0.3	●	●	●	7010.7070.13
1	125	125	1)	210	210	0.3	●	●	●	7010.7070.37
1	125	125	1)	210	210	0.3	●	●	●	7010.7070.39
1	125	125	1)	210	210	0.3	●	●	●	7010.7070.47
1	125	125	1)	210	210	0.3	●	●	●	7010.7070.49
1.5	125	125	1)	230	345	0.38	●	●	●	7010.7080.13
1.5	125	125	1)	230	345	0.38	●	●	●	7010.7080.37
1.5	125	125	1)	230	345	0.38	●	●	●	7010.7080.39
1.5	125	125	1)	230	345	0.38	●	●	●	7010.7080.47
1.5	125	125	1)	230	345	0.38	●	●	●	7010.7080.49
2	125	125	1)	190	380	1.1	●	●	●	7010.7090.13
2	125	125	1)	190	380	1.1	●	●	●	7010.7090.37
2	125	125	1)	190	380	1.1	●	●	●	7010.7090.39
2	125	125	1)	190	380	1.1	●	●	●	7010.7090.47
2	125	125	1)	190	380	1.1	●	●	●	7010.7090.49
2.5	125	125	1)	175	440	1.4	●	●	●	7010.7100.13
2.5	125	125	1)	175	440	1.4	●	●	●	7010.7100.39
2.5	125	125	1)	175	440	1.4	●	●	●	7010.7100.47
2.5	125	125	1)	175	440	1.4	●	●	●	7010.7100.49
3	125	125	1)	170	510	2	●	●	●	7010.7110.13
3	125	125	1)	170	510	2	●	●	●	7010.7110.39
3	125	125	1)	170	510	2	●	●	●	7010.7110.47
3	125	125	1)	170	510	2	●	●	●	7010.7110.49
3.5	32	32	2)	160	560	2.6	●	●	●	7010.7180.13
3.5	32	32	2)	160	560	2.6	●	●	●	7010.7180.37
3.5	32	32	2)	160	560	2.6	●	●	●	7010.7180.39
3.5	32	32	2)	160	560	2.6	●	●	●	7010.7180.47
3.5	32	32	2)	160	560	2.6	●	●	●	7010.7180.49
4	125	125	1)	180	720	4	●	●	●	7010.7120.13
4	125	125	1)	180	720	4	●	●	●	7010.7120.37
4	125	125	1)	180	720	4	●	●	●	7010.7120.39
4	125	125	1)	180	720	4	●	●	●	7010.7120.47
4	125	125	1)	180	720	4	●	●	●	7010.7120.49
5	125	125	1)	170	850	6.2	●	●	●	7010.7130.13
5	125	125	1)	170	850	6.2	●	●	●	7010.7130.37
5	125	125	1)	170	850	6.2	●	●	●	7010.7130.39
5	125	125	1)	170	850	6.2	●	●	●	7010.7130.47
5	125	125	1)	170	850	6.2	●	●	●	7010.7130.49
7	125	125	1)	135	945	13	●	●	●	7010.7140.13
7	125	125	1)	135	945	13	●	●	●	7010.7140.37
7	125	125	1)	135	945	13	●	●	●	7010.7140.39
7	125	125	1)	135	945	13	●	●	●	7010.7140.47
7	125	125	1)	135	945	13	●	●	●	7010.7140.49
10	125	125	1)	130	1300	39	●	●	●	7010.7150.13
10	125	125	1)	130	1300	39	●	●	●	7010.7150.37
10	125	125	1)	130	1300	39	●	●	●	7010.7150.39

Rated Current [A]	Rated Voltage [VAC]	Rated Voltage [VDC]	Breaking Capacity	Voltage Drop 1.0 I _n typ. [mV]	Power Dissipation 1.0 I _n typ. [mW]	Melting I ² t 10.0 Intyp. [A ² s]	  GAM T1	Order Number
10	125	125	1)	130	1300	39	● ● ●	7010.7150.47
10	125	125	1)	130	1300	39	● ● ●	7010.7150.49
12	32	32	2)	130	1450	57	● ● ●	7010.7160.13
12	32	32	2)	130	1450	57	● ● ●	7010.7160.37
12	32	32	2)	130	1450	57	● ● ●	7010.7160.39
12	32	32	2)	130	1450	57	● ● ●	7010.7160.47
12	32	32	2)	130	1450	57	● ● ●	7010.7160.49
15	32	32	2)	120	1800	90	● ● ●	7010.7170.13
15	32	32	2)	120	1800	90	● ● ●	7010.7170.37
15	32	32	2)	120	1800	90	● ● ●	7010.7170.47
15	32	32	2)	120	1800	90	● ● ●	7010.7170.49

Most Popular.

Availability for all products can be searched real-time: <http://www.schurter.com/en/Stock-Check/Stock-Check-SCHURTER>

1) UL: 50 A @ 125 VAC, p.f. ≥ 0.95 / 300 A @ 125 VDC

1) CSA: 300 A @ 125 VAC/DC

2) UL: 50 A @ 32 VAC, p.f. ≥ 0.95 / 300 A @ 32 VDC

2) CSA: 300 A @ 32 VAC/DC

Packaging Unit	Description
.xx = .13	Plastic Bag, Fuse Length 86 mm (100 pcs.)
.xx = .37	Taped 19 cm Reel, Fuse Length 65 mm (1500 pcs.)
.xx = .39	Taped 19 cm Reel, Fuse Length 65 mm (5000 pcs.)
.xx = .47	Taped 19 cm Reel, Fuse Length 86 mm (1500 pcs.)
.xx = .49	Taped 19 cm Reel, Fuse Length 85 mm (5000 pcs.)