

阅读申明

- 1.本站收集的数据手册和产品资料都来自互联网，版权归原作者所有。如读者和版权方有任何异议请及时告之，我们将妥善解决。
- 2.本站提供的中文数据手册是英文数据手册的中文翻译，其目的是协助用户阅读，该译文无法自动跟随原稿更新，同时也可能存在翻译上的不当。建议读者以英文原稿为参考以便获得更精准的信息。
- 3.本站提供的产品资料，来自厂商的技术支持或者使用者的心得体会等，其内容可能存在描述上的差异，建议读者做出适当判断。
- 4.如需与我们联系，请发邮件到marketing@iczoom.com，主题请标有“数据手册”字样。

Read Statement

1. The datasheets and other product information on the site are all from network reference or other public materials, and the copyright belongs to the original author and original published source. If readers and copyright owners have any objections, please contact us and we will deal with it in a timely manner.
2. The Chinese datasheets provided on the website is a Chinese translation of the English datasheets. Its purpose is for reader's learning exchange only and do not involve commercial purposes. The translation cannot be automatically updated with the original manuscript, and there may also be improper translations. Readers are advised to use the English manuscript as a reference for more accurate information.
3. All product information provided on the website refer to solutions from manufacturers' technical support or users the contents may have differences in description, and readers are advised to take the original article as the standard.
4. If you have any questions, please contact us at marketing@iczoom.com and mark the subject with "Datasheets" .

Surface Mount Fuse, 5 x 20 mm, Time-Lag T, L, 250 VAC, Au plating



IEC 60127-2 · 250 VAC · Time-Lag T



Description

- Directly solderable on printed circuit boards
- L = Low Breaking Capacity
- For rated current 1 A to 16 A, SMD-SPT is recommended

Standards

- IEC 60127-2/3
- UL 248-14
- CSA C22.2 no. 248.14

Approvals

- Approval Reference Type: SMD-FST
- VDE Certificate Number: 40011522
- UL File Number: E41599

Applications

- Primary protection on SMD PCBs


References

[Packaging Details](#)

Weblinks

[pdf datasheet](#), [html-datasheet](#), [General Product Information](#), [Packaging details](#), [Approvals](#), [CE declaration of conformity](#), [RoHS](#), [CHINA-RoHS](#), [REACH](#), [Distributor-Stock-Check](#), [Detailed request for product](#), [Microsite](#)

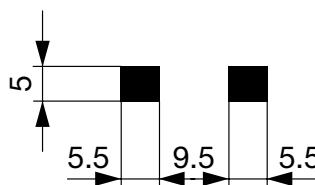
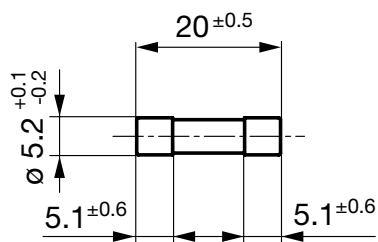
Technical Data

Rated Voltage	250 VAC
Rated current	0.05 - 20 A
Breaking Capacity	35 A - 125 A
Characteristic	Time-Lag T
Mounting	PCB,SMT
Admissible Ambient Air Temp.	-55 °C to 125 °C
Climatic Category	55/125/21 acc. to IEC 60068-1
Material: Housing	Glass
Material: Terminals	Gold-Plated Copper Alloy
Unit Weight	1.05 g
Storage Conditions	0 °C to 60 °C, max. 70% r.h.
Product Marking	 Rated current, Rated Voltage, Characteristic, Breaking Capacity

Soldering Methods	Reflow Soldering Profile
Solderability	245 °C / 3 sec acc. to IEC 60068-2-58, Test Td
Resistance to Soldering Heat	260 °C / 10 sec acc. to IEC 60068-2-58, Test Td
Resistance to Vibration	acc. to IEC 60068-2-6, test Fc
Load Humidity Test	MIL-STD-202, Method 103B 0.1 x In @ 0.85 r.H. @ 85 °C
Moisture Resistance Test	MIL-STD-202, Method 106E (50 cycles in a temp./mister chamber)
Terminal Strength	MIL-STD-202, Method 211A (Deflection of board 1 mm for 1 minute)
Thermal Shock	MIL-STD-202, Method 107D (200 air-to-air cycles from -55 to +125 °C)
Case Resistance	acc. to EIA/IS-722, Test 4.7 >100 MΩ (between leads and body)
Resistance to Solvents	MIL-STD-202, Method 215A

Detailed information on product approvals, code requirements, usage instructions and detailed test conditions can be looked up in [General Product Information](#)

Dimension [mm]

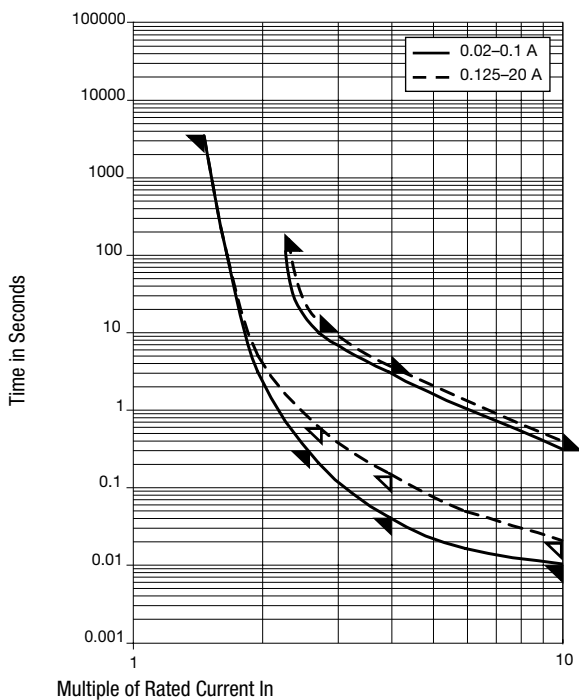


Soldering pads


Pre-Arcing Time


Rated Current I _n	1.5 x I _n min.	2.1 x I _n max.	2.75 x I _n min.	2.75 x I _n max.	4.0 x I _n min.	4.0 x I _n max.	10.0 x I _n min.	10.0 x I _n max.
0.05 A - 0.1 A	60 min	120 s	300 ms	10 s	40 ms	3 s	10 ms	300 ms
0.125 A - 6.3 A	60 min	120 s	600 ms	10 s	150 ms	3 s	20 ms	300 ms
8 A - 10 A	30 min	120 s	600 ms	10 s	150 ms	3 s	20 ms	300 ms
12.5 A - 20 A	15 min	120 s	600 ms	10 s	150 ms	3 s	20 ms	300 ms

Time-Current-Curves



All Variants

Rated Current [A]	Rated Voltage [VAC]	Breaking Capacity	Voltage Drop 1.0 I _n max. [mV]	Voltage Drop 1.0 I _n typ. [mV]	Power Dissipation 1.5 I _n max. [mW]	Power Dissipation 1.5 I _n typ. [mW]	Melting I ² t 10.0 Intyp. [A ² s]				Order Number
0.05	250	1)	3500	950	1600	125	0.0363	●	●		0034.5604.11
0.05	250	1)	3500	950	1600	125	0.0363	●	●		0034.5604.22
0.063	250	1)	3000	1300	1600	200	0.0401	●	●		0034.5605.11
0.063	250	1)	3000	1300	1600	200	0.0401	●	●		0034.5605.22
0.08	250	1)	3000	1100	1600	300	0.057	●	●		0034.5606.11
0.08	250	1)	3000	1100	1600	300	0.057	●	●		0034.5606.22
0.1	250	1)	2500	565	1600	155	0.107	●	●		0034.5607.11
0.1	250	1)	2500	565	1600	155	0.107	●	●		0034.5607.22
0.125	250	1)	2000	400	1600	200	0.064	●	●		0034.5608.11
0.125	250	1)	2000	400	1600	200	0.064	●	●		0034.5608.22
0.16	250	1)	1900	415	1600	185	0.23	●	●		0034.5609.11
0.16	250	1)	1900	415	1600	185	0.23	●	●		0034.5609.22
0.2	250	1)	1500	270	1600	200	0.256	●	●		0034.5610.11
0.2	250	1)	1500	270	1600	200	0.256	●	●		0034.5610.22
0.25	250	1)	1300	210	1600	200	0.238	●	●		0034.5611.11
0.25	250	1)	1300	210	1600	200	0.238	●	●		0034.5611.22
0.315	250	1)	1100	170	1600	200	0.544	●	●		0034.5612.11
0.315	250	1)	1100	170	1600	200	0.544	●	●		0034.5612.22
0.4	250	1)	1000	150	1600	200	0.768	●	●		0034.5613.11
0.4	250	1)	1000	150	1600	200	0.768	●	●		0034.5613.22
0.5	250	1)	900	160	1600	200	3	●	●		0034.5614.11
0.5	250	1)	900	160	1600	200	3	●	●		0034.5614.22
0.63	250	1)	300	160	1600	200	4.35	●	●		0034.5615.11
0.63	250	1)	300	160	1600	200	4.35	●	●		0034.5615.22
0.8	250	1)	250	120	1600	200	3.85	●	●		0034.5616.11
0.8	250	1)	250	120	1600	200	3.85	●	●		0034.5616.22
1	250	1)	150	60	1600	200	3.3	●	●		0034.5617.11
1	250	1)	150	60	1600	200	3.3	●	●		0034.5617.22
1.25	250	1)	150	60	1600	300	5.5	●	●		0034.5618.11
1.25	250	1)	150	60	1600	300	5.5	●	●		0034.5618.22
1.6	250	1)	150	60	1600	300	10.5	●	●		0034.5619.11
1.6	250	1)	150	60	1600	300	10.5	●	●		0034.5619.22
2	250	1)	150	60	1600	300	16	●	●		0034.5620.11
2	250	1)	150	60	1600	300	16	●	●		0034.5620.22
2.5	250	1)	120	60	1600	400	21.9	●	●		0034.5621.11
2.5	250	1)	120	60	1600	400	21.9	●	●		0034.5621.22
3.15	250	1)	100	60	1600	500	47	●	●		0034.5622.11
3.15	250	1)	100	60	1600	500	47	●	●		0034.5622.22
4	250	2)	100	60	1600	800	68.3	●	●		0034.5623.11
4	250	2)	100	60	1600	800	68.3	●	●		0034.5623.22
5	250	2)	100	60	1600	900	102	●	●		0034.5624.11
5	250	2)	100	60	1600	900	102	●	●		0034.5624.22
6.3	250	2)	100	60	1600	1000	190	●	●		0034.5625.11
6.3	250	2)	100	60	1600	1000	190	●	●		0034.5625.22
8	250	2)	100	60	4000	1300	275	●	●	●	0034.5626.11
8	250	2)	100	60	4000	1300	275	●	●	●	0034.5626.22
10	250	2)	100	60	4000	1300	520	●	●	●	0034.5627.11
10	250	2)	100	60	4000	1300	520	●	●	●	0034.5627.22
12.5	250	3)	-	60	-	2500	750	●	●	●	0034.5628.11
12.5	250	3)	-	60	-	2500	750	●	●	●	0034.5628.22
16	250	3)	-	60	-	3300	1638	●	●	●	0034.5629.11
16	250	3)	-	60	-	3300	1638	●	●	●	0034.5629.22
20	250	3)	-	60	-	4200	3057	●	●	●	0034.5630.11

Rated Current [A]	Rated Voltage [VAC]	Breaking Capacity	Voltage Drop 1.0 I _n max. [mV]	Voltage Drop 1.0 I _n typ. [mV]	Power Dissipation 1.5 I _n max. [mW]	Power Dissipation 1.5 I _n typ. [mW]	Melting I ² t 10.0 Intyp. [A ² s]		Order Number
20	250	3)	-	60	-	4200	3057		0034.5630.22

Most Popular.

Availability for all products can be searched real-time: <http://www.schurter.com/en/Stock-Check/Stock-Check-SCHURTER>

- 1) 35 A @ 250 VAC
- 2) 10 In @ 250 VAC
- 3) 125 A @ 250 VAC

Packaging Unit .xx = .11 Plastic Bag (100 pcs.)
 .xx = .22 Blister Tape 33 cm Reel (1000 pcs.)