

阅读申明

- 1.本站收集的数据手册和产品资料都来自互联网，版权归原作者所有。如读者和版权方有任何异议请及时告之，我们将妥善解决。
- 2.本站提供的中文数据手册是英文数据手册的中文翻译，其目的是协助用户阅读，该译文无法自动跟随原稿更新，同时也可能存在翻译上的不当。建议读者以英文原稿为参考以便获得更精准的信息。
- 3.本站提供的产品资料，来自厂商的技术支持或者使用者的心得体会等，其内容可能存在描述上的差异，建议读者做出适当判断。
- 4.如需与我们联系，请发邮件到marketing@iczoom.com，主题请标有“数据手册”字样。

Read Statement

1. The datasheets and other product information on the site are all from network reference or other public materials, and the copyright belongs to the original author and original published source. If readers and copyright owners have any objections, please contact us and we will deal with it in a timely manner.
2. The Chinese datasheets provided on the website is a Chinese translation of the English datasheets. Its purpose is for reader's learning exchange only and do not involve commercial purposes. The translation cannot be automatically updated with the original manuscript, and there may also be improper translations. Readers are advised to use the English manuscript as a reference for more accurate information.
3. All product information provided on the website refer to solutions from manufacturers' technical support or users the contents may have differences in description, and readers are advised to take the original article as the standard.
4. If you have any questions, please contact us at marketing@iczoom.com and mark the subject with "Datasheets" .

Surface Mount Fuse with Clip, 4.2 x 11.3 mm, Quick-Acting F, UMK 250 = UMF 250 (Au) + UMC 250

new



IEC 60127-4 · 250 VAC · 125 VDC · Quick-Acting F



Description

- VDE/UL Approvals, UMF 250, UMF 250 (Au), UMC 250, see variants
- High breaking capacity of up to 200 A @ 250 VAC
- UL approval for 0.05 A - 4 A @ 250 VAC and 125 VDC

Standards

- IEC 60127-4/2, IEC 60127-6
- UL 248-14 / 4248-1
- CSA C22.2 no. 248.14 / no. 4248.1

Approvals

- Approval Reference Type: UMK 250
- VDE Certificate Number: 40027880 / 40023291
- UL File Number: E41599

Applications

- Primary protection on SMD PCBs


References

[Packaging Details](#)
Fuse Kit [Fuse Kit UMF 250 / UMK 250](#)

Weblinks

[pdf datasheet](#), [html-datasheet](#), [General Product Information](#), [Packaging details](#), [Approvals](#), [CE declaration of conformity](#), [RoHS](#), [CHINA-RoHS](#), [REACH](#), [Distributor-Stock-Check](#), [Detailed request for product](#), [Microsite](#)

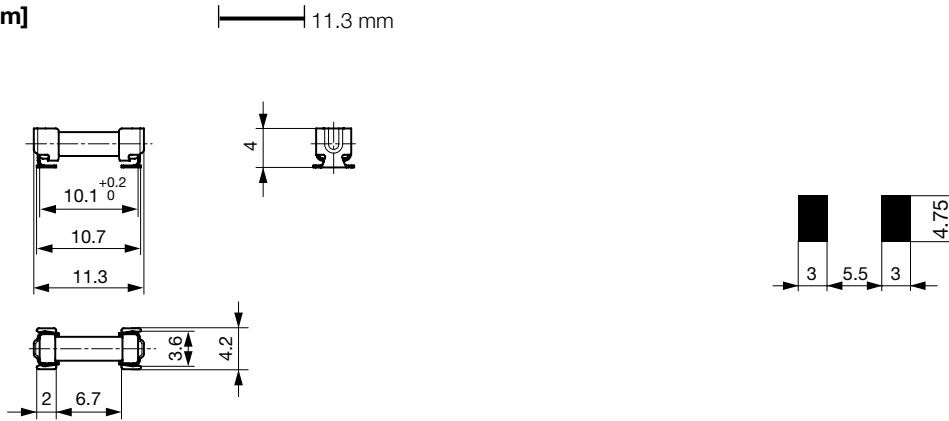
Technical Data

Rated Voltage	250 VAC, 125 VDC
Rated current	0.5 - 4 A
Breaking Capacity	100-200 A
Characteristic	Quick-Acting F
Mounting	PCB, SMT
Admissible Ambient Air Temp.	-40 °C to 85 °C
Climatic Category	40/085/21 acc. to IEC 60068-1
Material: Housing	Ceramic
Material: Terminals	Gold-Plated Copper Alloy
Storage Conditions	0 °C to 40 °C, max. 70% r.h.
Product Marking	 Rated current, Rated Voltage, Characteristic, Breaking Capacity

Soldering Methods	Reflow Soldering Profile
Solderability	245 °C / 3 sec acc. to IEC 60068-2-58
Resistance to Soldering Heat	260 °C / 10 sec acc. to IEC 60068-2-58
Life Test	(acc. to EIA/IS-722, Test 4.4.1) 1000h @ 0.60 x I _n @ 70°C
Moisture Resistance Test	(acc. to EIA/IS-722, Test 4.4.3) 10% rated current. Temperatur change between 25°C und 65°C at 100% relative humidity. Duration: 24h each cycle, total 10 cycles
Terminal Strength	(acc. to EIA/IS-722, Test 4.5.5) (Deflection of board 1 mm for 1 minute)
Mechanical Shock	MIL-STD-202, Method 213B (Shock 50g, half sine wave, 11 ms)
Resistance to Solvents	Cleaning with common solvents
Flammability	min. UL 94V-1 (acc. to EIA/IS-722, Test 4.12)

Detailed information on product approvals, code requirements, usage instructions and detailed test conditions can be looked up in [General Product Information](#)

Dimension [mm]



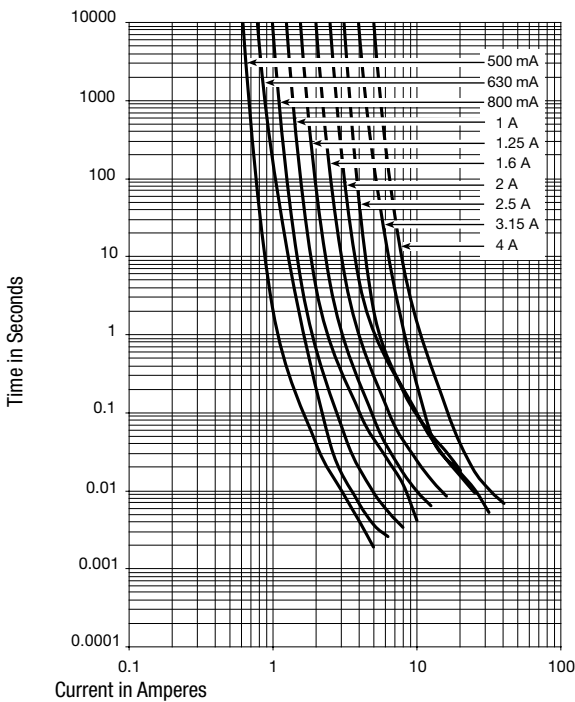
Soldering pads

Pre-Arcing Time

Rated Current In 1.0 x In min. 1.25 x In min. 2.0 x In max. 10.0 x In min. 10.0 x In max.


0.5 A - 4.0 A	-	60 min	120 s	1 ms	10 ms
---------------	---	--------	-------	------	-------

Time-Current-Curves



All Variants

Rated Current [A]	Rated Voltage [VAC]	Rated Voltage [VDC]	Breaking Capacity	Voltage Drop 1.0 In max. [mV]	Voltage Drop 1.0 In typ. [mV]	Power Dissipation 1.25 In max [mW]	Melting I²t 10.0 Intyp. [A²s]		Order Number
0.5	250	125	1)	430	600	500	0.27	● ●	3404.2463.11
0.5	250	125	1)	430	600	500	0.27	● ●	3404.2463.22
0.63	250	125	1)	350	500	500	0.9	● ●	3404.2464.11
0.63	250	125	1)	350	500	500	0.9	● ●	3404.2464.22
0.8	250	125	1)	300	400	500	0.21	● ●	3404.2465.11
0.8	250	125	1)	300	400	500	0.21	● ●	3404.2465.22
1	250	125	1)	250	300	500	0.4	● ●	3404.2466.11

Rated Current [A]	Rated Voltage [VAC]	Rated Voltage [VDC]	Breaking Capacity	Voltage Drop 1.0 In max. [mV]	Voltage Drop 1.0 In typ. [mV]	Power Dissipation 1.25 In max [mW]	Melting I ² t 10.0 Intyp. [A ² s]		Order Number
1	250	125	1)	250	300	500	0.4	● ●	3404.2466.22
1.25	250	125	2)	220	300	1000	1	● ●	3404.2467.11
1.25	250	125	2)	220	300	1000	1	● ●	3404.2467.22
1.6	250	125	2)	190	300	1000	2.1	● ●	3404.2468.11
1.6	250	125	2)	190	300	1000	2.1	● ●	3404.2468.22
2	250	125	2)	200	300	1000	3.26	● ●	3404.2469.11
2	250	125	2)	200	300	1000	3.26	● ●	3404.2469.22
2.5	250	125	2)	160	300	1200	4.8	● ●	3404.2470.11
2.5	250	125	2)	160	300	1200	4.8	● ●	3404.2470.22
3.15	250	125	2)	100	300	1500	5.17	● ●	3404.2471.11
3.15	250	125	2)	100	300	1500	5.17	● ●	3404.2471.22
4	250	125	2)	100	300	2000	9.4	● ●	3404.2472.11
4	250	125	2)	100	300	2000	9.4	● ●	3404.2472.22

Most Popular.

Availability for all products can be searched real-time:<http://www.schurter.com/en/Stock-Check/Stock-Check-SCHURTER>

1) IEC: 100 A @ 250 VAC, p.f. ≥ 0.95 / 100 A @ 125 VDC

1) UL: 200 A @ 250 VAC / 100 A @ 125 VDC / 35 A @ 250 VDC / 200 A @ 63 VAC/DC

2) IEC / UL: 200 A @ 250 VAC / 100 A @ 125 VDC / 35 A @ 250 VDC / 200 A @ 63 VAC/DC

Approval Overview

UMF 250 -> Fuse with tin-plated caps, Approval Status: VDE, UL LISTED, cURus, Free of CCC, PSE JET, KTL

UMF 250 (Au) -> Fuse with gold-plated caps, Approval Status: VDE Mark and cURus

UMC 250 -> Clip, Approval Status: VDE UG Mark and cURus

UMK 250 = UMF 250 (Au) + UMC 250

There is no approval existing for the combination fuse and clip UMK 250, but the fuse and the clip are fully approved independently at VDE/UL. See details above.

In the reflow soldering process, the fuse must have gold-plated caps, otherwise fuse and clip would be soldered together. For fuse replacement in the field, a standard UMF 250 fuse with tin-plated caps can be used.

It is not allowed to replace higher rated current than 4 A in the clip.

Packaging Unit	
	.xx = .11 Plastic Bag (100 pcs.)
	.xx = .22 Blister Tape 33 cm Reel (1000 pcs.)