

阅读申明

- 1.本站收集的数据手册和产品资料都来自互联网，版权归原作者所有。如读者和版权方有任何异议请及时告之，我们将妥善解决。
- 2.本站提供的中文数据手册是英文数据手册的中文翻译，其目的是协助用户阅读，该译文无法自动跟随原稿更新，同时也可能存在翻译上的不当。建议读者以英文原稿为参考以便获得更精准的信息。
- 3.本站提供的产品资料，来自厂商的技术支持或者使用者的心得体会等，其内容可能存在描述上的差异，建议读者做出适当判断。
- 4.如需与我们联系，请发邮件到marketing@iczoom.com，主题请标有“数据手册”字样。

Read Statement

1. The datasheets and other product information on the site are all from network reference or other public materials, and the copyright belongs to the original author and original published source. If readers and copyright owners have any objections, please contact us and we will deal with it in a timely manner.
2. The Chinese datasheets provided on the website is a Chinese translation of the English datasheets. Its purpose is for reader's learning exchange only and do not involve commercial purposes. The translation cannot be automatically updated with the original manuscript, and there may also be improper translations. Readers are advised to use the English manuscript as a reference for more accurate information.
3. All product information provided on the website refer to solutions from manufacturers' technical support or users the contents may have differences in description, and readers are advised to take the original article as the standard.
4. If you have any questions, please contact us at marketing@iczoom.com and mark the subject with "Datasheets" .

Surface Mount Fuse with Holder, 12 x 5.2 mm, Quick-Acting F, 63 VAC, 63 VDC



UL 248-14 · 63 VAC · 63 VDC · Quick-Acting F



Description

- Directly solderable on printed circuit boards
- OMK 63 = OMF 63 + OMH 125

Standards

- UL 248-14
- CSA C22.2 no. 248.14

Approvals

- Approval Reference Type: OMK 63


References

[Packaging Details](#)

Weblinks

[pdf datasheet](#), [html-datasheet](#), [General Product Information](#), [Packaging details](#), [Approvals](#), [CE declaration of conformity](#), [RoHS](#), [CHINA-RoHS](#), [REACH](#), [Distributor-Stock-Check](#), [Detailed request for product](#)


Technical Data

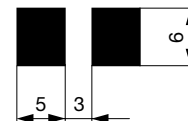
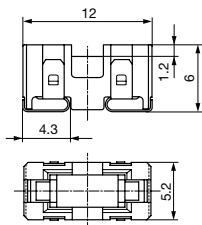
Rated Voltage	63 VAC, 63 VDC
Rated current	0.063 - 5 A
Breaking Capacity	50 A
Characteristic	Quick-Acting F
Mounting	PCB, SMT
Admissible Ambient Air Temp.	-40 °C to 85 °C
Climatic Category	40/085/21 acc. to IEC 60068-1
Material: Housing	Thermoplastic, UL 94V-0
Material: Terminals	Tin-Plated Copper
Unit Weight	0.48 g
Storage Conditions	0 °C to 60 °C, max. 70% r.h.
Product Marking	 Type, Rated current, Approvals

Soldering Methods	Reflow Soldering Profile
Solderability	245 °C / 3 sec acc. to IEC 60068-2-58, Test Td
Resistance to Soldering Heat	260 °C / 10 sec acc. to IEC 60068-2-58, Test Td

Detailed information on product approvals, code requirements, usage instructions and detailed test conditions can be looked up in [General Product Information](#)

Dimension [mm]

 12 mm



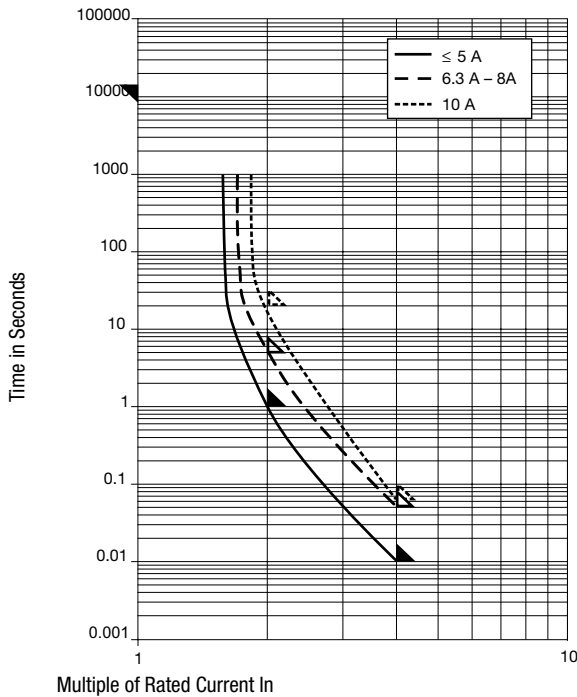
Soldering pads

Pre-Arcing Time

Rated Current I_n 1.0 x I_n min. 2.0 x I_n max. 4.0 x I_n max.

0.063 A - 5 A	4 h	1 s	10 ms
---------------	-----	-----	-------

Time-Current-Curves



All Variants

Fuse	Holder	Rated Current [A]	Rated Voltage [VAC]	Rated Voltage [VDC]	Breaking Capacity	Voltage Drop 1.0 I _n typ. [mV]	Power Dissipation 1.0 I _n typ. [mW]	Melting I ² t 4.0 I _n typ. [A ² s]	Order Number
●	●	0.063	63	63	1)	2550	160	0.00011	3422.0003.11
●	●	0.063	63	63	1)	2550	160	0.00011	3422.0003.23
●	●	0.1	63	63	1)	1770	180	0.00067	3422.0004.11
●	●	0.1	63	63	1)	1770	180	0.00067	3422.0004.23
●	●	0.125	63	63	1)	1770	220	0.0011	3422.0049.11
●	●	0.16	63	63	1)	1700	270	0.0018	3422.0005.11
●	●	0.16	63	63	1)	1700	270	0.0018	3422.0005.23
●	●	0.25	63	63	1)	990	250	0.0058	3422.0006.11
●	●	0.25	63	63	1)	990	250	0.0058	3422.0006.23
●	●	0.35	63	63	1)	990	350	0.0076	3422.0043.11
●	●	0.35	63	63	1)	990	350	0.0076	3422.0043.23
●	●	0.375	63	63	1)	990	370	0.013	3422.0044.11
●	●	0.375	63	63	1)	990	370	0.013	3422.0044.23
●	●	0.4	63	63	1)	960	380	0.016	3422.0007.11
●	●	0.4	63	63	1)	960	380	0.016	3422.0007.23
●	●	0.5	63	63	1)	350	180	0.01	3422.0045.23
●	●	0.63	63	63	1)	290	180	0.02	3422.0008.11
●	●	0.63	63	63	1)	290	180	0.02	3422.0008.23
●	●	0.75	63	63	1)	260	200	0.031	3422.0046.11
●	●	0.75	63	63	1)	260	200	0.031	3422.0046.23
●	●	1	63	63	1)	220	220	0.078	3422.0009.11
●	●	1	63	63	1)	220	220	0.078	3422.0009.23
●	●	1.25	63	63	1)	220	280	0.14	3422.0010.11
●	●	1.25	63	63	1)	220	280	0.14	3422.0010.23
●	●	1.5	63	63	1)	200	300	0.24	3422.0047.11
●	●	1.5	63	63	1)	200	300	0.24	3422.0047.23
●	●	1.6	63	63	1)	200	320	0.27	3422.0011.23
●	●	2	63	63	1)	200	400	0.44	3422.0012.11

Fuse	Holder	Rated Current [A]	Rated Voltage [VAC]	Rated Voltage [VDC]	Breaking Capacity	Voltage Drop 1.0 In typ. [mV]	Power Dissipation 1.0 I _n typ. [mW]	Melting I ² t 4.0 In typ. [A ² s]	Order Number
●	●	2	63	63	1)	200	400	0.44	3422.0012.23
●	●	2.5	63	63	1)	190	480	0.97	3422.0013.11
●	●	2.5	63	63	1)	190	480	0.97	3422.0013.23
●	●	3	63	63	1)	190	570	1.3	3422.0014.11
●	●	3	63	63	1)	190	570	1.3	3422.0014.23
●	●	3.15	63	63	1)	190	600	1.2	3422.0048.11
●	●	3.15	63	63	1)	190	600	1.2	3422.0048.23
●	●	3.5	63	63	1)	140	490	1.6	3422.0015.11
●	●	3.5	63	63	1)	140	490	1.6	3422.0015.23
●	●	4	63	63	1)	140	560	2.1	3422.0016.11
●	●	4	63	63	1)	140	560	2.1	3422.0016.23
●	●	5	63	63	1)	140	700	2.9	3422.0017.11
●	●	5	63	63	1)	140	700	2.9	3422.0017.23

Availability for all products can be searched real-time:<http://www.schurter.com/en/Stock-Check/Stock-Check-SCHURTER>

1) 50 A @ 63 VAC/DC

Packaging Unit .xx = .11 Plastic Bag (100 pcs.)
 .xx = .23 Blister Tape 38 cm Reel (1500 pcs.)