

阅读申明

- 1.本站收集的数据手册和产品资料都来自互联网，版权归原作者所有。如读者和版权方有任何异议请及时告之，我们将妥善解决。
- 2.本站提供的中文数据手册是英文数据手册的中文翻译，其目的是协助用户阅读，该译文无法自动跟随原稿更新，同时也可能存在翻译上的不当。建议读者以英文原稿为参考以便获得更精准的信息。
- 3.本站提供的产品资料，来自厂商的技术支持或者使用者的心得体会等，其内容可能存在描述上的差异，建议读者做出适当判断。
- 4.如需与我们联系，请发邮件到marketing@iczoom.com，主题请标有“数据手册”字样。

Read Statement

1. The datasheets and other product information on the site are all from network reference or other public materials, and the copyright belongs to the original author and original published source. If readers and copyright owners have any objections, please contact us and we will deal with it in a timely manner.
2. The Chinese datasheets provided on the website is a Chinese translation of the English datasheets. Its purpose is for reader's learning exchange only and do not involve commercial purposes. The translation cannot be automatically updated with the original manuscript, and there may also be improper translations. Readers are advised to use the English manuscript as a reference for more accurate information.
3. All product information provided on the website refer to solutions from manufacturers' technical support or users the contents may have differences in description, and readers are advised to take the original article as the standard.
4. If you have any questions, please contact us at marketing@iczoom.com and mark the subject with "Datasheets" .

Surface Mount Fuse, 3.2 x 1.55 mm, Super-Quick-Acting FF, 125 VAC, 125 VDC, 150 °C



UL 248-14 · 125 VAC · 125 VDC · Super-Quick-Acting FF



Description

- Max. ambient temperature 150 °C
- Hermetically sealed and robust construction
- Thin-film technology
- Impermeable to potting compound used to achieve hermetic seal for use in intrinsically safe applications according to ATEX and IECEx requirements.

Standards

- UL 248-14
- CSA C22.2 no. 248.14

Approvals

- Approval Reference Type: MAG
- UL File Number: E41599

Applications

- Medical equipment
- Military

References

[Packaging Details](#)
Alternative: Space version

Weblinks

[pdf datasheet](#), [html-datasheet](#), [General Product Information](#), [Packaging details](#), [Approvals](#), [CE declaration of conformity](#), [RoHS](#), [CHINA-RoHS](#), [REACH](#), [Distributor-Stock-Check](#), [Detailed request for product](#)

Technical Data

Rated Voltage	32 - 125VAC, 125VDC
Rated current	0.2 - 5A
Breaking Capacity	50A
Characteristic	Super-Quick-Acting FF
Mounting	PCB,SMT
Admissible Ambient Air Temp.	-55 °C to 150 °C
Climatic Category	55/150/21 acc. to IEC 60068-1
Material: Housing	Ceramic
Material: Terminals	Tin-Plated Nickel
Unit Weight	0.03 g
Storage Conditions	0 °C to 60 °C, max. 70% r.h.
Product Marking	none


Soldering Methods	Reflow, Wave Soldering Profile
Solderability	245 °C / 3 sec acc. to IEC 60068-2-58, Test Td
Resistance to Soldering Heat	260 +0/-5 °C / 30 sec acc. to IPC/JEDEC J-STD-020D, Level 1
Life Test	MIL-STD-202, Method 108A 1000h @ 0.60 x In @ 70 °C
Load Humidity Test	MIL-STD-202, Method 103B 0.1 x In @ 0.85 r.H. @ 85 °C
Moisture Resistance Test	MIL-STD-202, Method 106E (50 cycles in a temp./mister chamber)
Terminal Strength	MIL-STD-202, Method 211A (Deflection of board 1 mm for 1 minute)
Thermal Shock	MIL-STD-202, Method 107D (200 air-to-air cycles from -55 to +125 °C)
Resistance to Solvents	MIL-STD-202, Method 215A
Flammability	min. UL 94V-1 (acc. to EIA/IS-722, Test 4.12)

Detailed information on product approvals, code requirements, usage instructions and detailed test conditions can be looked up in [General Product Information](#)

Dimension

3.2 mm

Reflow soldering pads

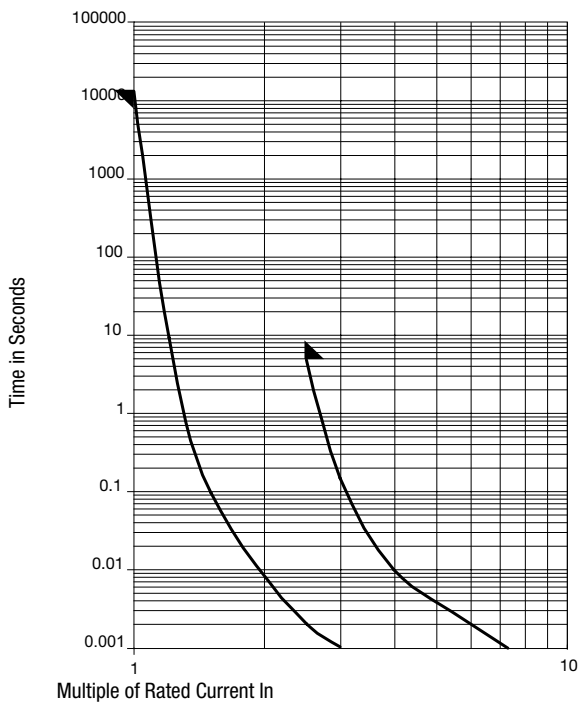


Pre-Arcing Time


Rated Current I_n 1.0 x I_n min. 2.5 x I_n max.


0.2 A - 5 A	4 h	5 s
-------------	-----	-----

Time-Current-Curves



All Variants

Rated Current [A]	Rated Voltage [VAC]	Rated Voltage [VDC]	Breaking Capacity	Voltage Drop 1.0 I_n typ. [mV]	Cold Resistance typ. [$m\Omega$]	Melting I^2t 4.0 I_n typ. [A^2s]		Order Number
0.2	125	125	1)	258	1020	0.0008	●	3410.0021.01
0.2	125	125	1)	258	1020	0.0008	●	3410.0021.02
0.2	125	125	1)	258	1020	0.0008	●	3410.0021.03
0.2	125	125	1)	258	1020	0.0008	●	3410.0021.04
0.25	125	125	1)	250	800	0.0009	●	3410.0022.01
0.25	125	125	1)	250	800	0.0009	●	3410.0022.02

Rated Current [A]	Rated Voltage [VAC]	Rated Voltage [VDC]	Breaking Capacity	Voltage Drop 1.0 In typ. [mV]	Cold Resistance typ. [mΩ]	Melting I ² t 4.0 In typ. [A ² s]		Order Number
0.25	125	125	1)	250	800	0.0009	●	3410.0022.03
0.25	125	125	1)	250	800	0.0009	●	3410.0022.04
0.375	125	125	1)	165	361	0.0037	●	3410.0025.01
0.375	125	125	1)	165	361	0.0037	●	3410.0025.02
0.375	125	125	1)	165	361	0.0037	●	3410.0025.03
0.375	125	125	1)	165	361	0.0037	●	3410.0025.04
0.5	125	125	1)	150	247	0.0042	●	3410.0027.01
0.5	125	125	1)	150	247	0.0042	●	3410.0027.02
0.5	125	125	1)	150	247	0.0042	●	3410.0027.03
0.5	125	125	1)	150	247	0.0042	●	3410.0027.04
0.75	125	125	1)	100	115	0.01	●	3410.0029.01
0.75	125	125	1)	100	115	0.01	●	3410.0029.02
0.75	125	125	1)	100	115	0.01	●	3410.0029.03
0.75	125	125	1)	100	115	0.01	●	3410.0029.04
1	125	125	1)	124	98.7	0.035	●	3410.0031.01
1	125	125	1)	124	98.7	0.035	●	3410.0031.02
1	125	125	1)	124	98.7	0.035	●	3410.0031.03
1	125	125	1)	124	98.7	0.035	●	3410.0031.04
1.5	125	125	1)	105	56	0.064	●	3410.0033.01
1.5	125	125	1)	105	56	0.064	●	3410.0033.02
1.5	125	125	1)	105	56	0.064	●	3410.0033.03
1.5	125	125	1)	105	56	0.064	●	3410.0033.04
2	125	125	1)	98	39	0.089	●	3410.0035.01
2	125	125	1)	98	39	0.089	●	3410.0035.02
2	125	125	1)	98	39	0.089	●	3410.0035.03
2	125	125	1)	98	39	0.089	●	3410.0035.04
2.5	125	125	1)	90	29.5	0.15	●	3410.0036.01
2.5	125	125	1)	90	29.5	0.15	●	3410.0036.02
2.5	125	125	1)	90	29.5	0.15	●	3410.0036.03
2.5	125	125	1)	90	29.5	0.15	●	3410.0036.04
3	125	125	1)	88	24.1	0.18	●	3410.0037.01
3	125	125	1)	88	24.1	0.18	●	3410.0037.02
3	125	125	1)	88	24.1	0.18	●	3410.0037.03
3	125	125	1)	88	24.1	0.18	●	3410.0037.04
4	63	125	2)	83.5	17	0.23	●	3410.0240.01
4	63	63	2)	83.5	17	0.23	●	3410.0240.02
4	63	63	2)	83.5	17	0.23	●	3410.0240.03
4	63	63	2)	83.5	17	0.23	●	3410.0240.04
5	32	125	3)	90	13.5	0.45	●	3410.0141.01
5	32	32	3)	90	13.5	0.45	●	3410.0141.02
5	32	32	3)	90	13.5	0.45	●	3410.0141.03
5	32	32	3)	90	13.5	0.45	●	3410.0141.04

Most Popular.

Availability for all products can be searched real-time: <http://www.schurter.com/en/Stock-Check/Stock-Check-SCHURTER>

1) 50 A @ 125 VAC / 300 A @ 125 VDC

2) 50 A @ 63 VAC / 50 A @ 125 VDC / 300 A @ 32 VDC

3) 50 A @ 32 VAC / 50 A @ 125 VDC / 300 A @ 32 VDC

Packaging Unit

- .xx = .01 Blister Tape of 100 pcs. in Plastic Bag
- .xx = .02 Blister Tape 18 cm Reel (750 pcs.)
- .xx = .03 Blister Tape 33 cm Reel (3000 pcs.)
- .xx = .04 Blister Tape 33 cm Reel (10000 pcs.)