

阅读申明

- 1.本站收集的数据手册和产品资料都来自互联网，版权归原作者所有。如读者和版权方有任何异议请及时告之，我们将妥善解决。
- 2.本站提供的中文数据手册是英文数据手册的中文翻译，其目的是协助用户阅读，该译文无法自动跟随原稿更新，同时也可能存在翻译上的不当。建议读者以英文原稿为参考以便获得更精准的信息。
- 3.本站提供的产品资料，来自厂商的技术支持或者使用者的心得体会等，其内容可能存在描述上的差异，建议读者做出适当判断。
- 4.如需与我们联系，请发邮件到marketing@iczoom.com，主题请标有“数据手册”字样。

Read Statement

1. The datasheets and other product information on the site are all from network reference or other public materials, and the copyright belongs to the original author and original published source. If readers and copyright owners have any objections, please contact us and we will deal with it in a timely manner.
2. The Chinese datasheets provided on the website is a Chinese translation of the English datasheets. Its purpose is for reader's learning exchange only and do not involve commercial purposes. The translation cannot be automatically updated with the original manuscript, and there may also be improper translations. Readers are advised to use the English manuscript as a reference for more accurate information.
3. All product information provided on the website refer to solutions from manufacturers' technical support or users the contents may have differences in description, and readers are advised to take the original article as the standard.
4. If you have any questions, please contact us at marketing@iczoom.com and mark the subject with "Datasheets" .

Miniature Fuse, 6.3 x 32 mm, Time-Lag T, Sand, 250 VAC



1 - 8 A



10 - 32 A

250 VAC · Time-Lag T



Description

- Available on request
- H = High Breaking Capacity
- UL Standard Fuse

Standards

- UL 248-14
- CSA C22.2 no. 248.14

Approvals

- Approval Reference Type: SPT 6.3x32
- UL File Number: E42088


References

We recommend for new applications the type [SHT 6.3x32](#)

Weblinks

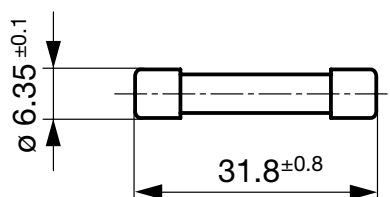

[pdf datasheet](#), [html-datasheet](#), [General Product Information](#), [Packaging details](#), [Approvals](#), [CE declaration of conformity](#), [RoHS](#), [CHINA-RoHS](#), [REACH](#), [Distributor-Stock-Check](#), [Detailed request for product](#)

Technical Data

Rated Voltage	150 - 250 VAC, 48 - 63 VDC
Rated current	0.5 - 32 A
Breaking Capacity	1 kA - 20kA
Characteristic	Time-Lag T
Mounting	Fuseholder / Clip
Admissible Ambient Air Temp.	-40 °C to 85 °C
Climatic Category	40/085/21 acc. to IEC 60068-1
Material: Tube	Glass with sand filling (1-8 A), ceramic with sand filling (10-32 A)
Material: Endcaps	Nickel-Plated Copper Alloy
Unit Weight	2.45 g
Storage Conditions	0 °C to 60 °C, max. 70% r.h.
Product Marking	 Rated current, Rated Voltage, Characteristic, Approvals

Detailed information on product approvals, code requirements, usage instructions and detailed test conditions can be looked up in [General Product Information](#)

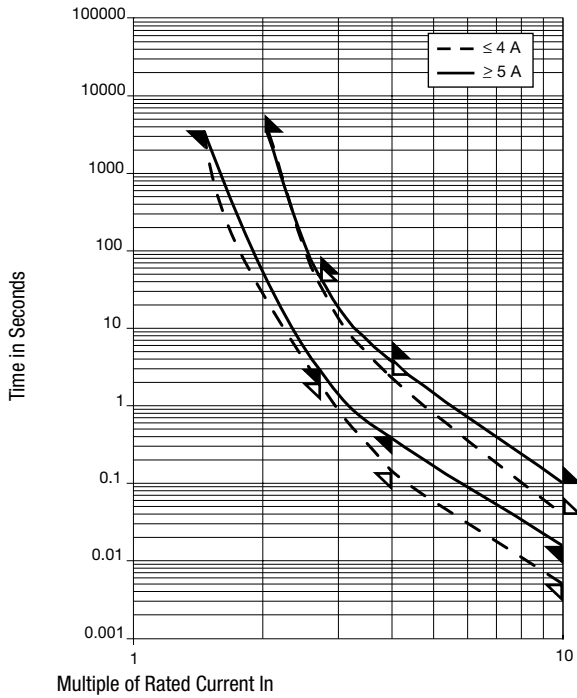
Dimension [mm]




Pre-Arcing Time

Rated Current I _n	1.1 x I _n min.	1.9 x I _n max.	2.1 x I _n max.	2.75 x I _n min.	2.75 x I _n max.	4.0 x I _n min.	4.0 x I _n max.	10.0 x I _n min.	10.0 x I _n max.
0.5 A - 4 A	>4 h		60 min	2 s	40 s	150 ms	2.5 s	5 ms	40 ms
5 A - 16 A	>4 h	60 min		3 s	50 s	400 ms	4 s	15 ms	100 ms
20 A - 25 A		60 min		3 s	50 s	400 ms	4 s	15 ms	100 ms
32 A		60 min							

Time-Current-Curves



All Variants

Rated Current [A]	Rated Voltage [VAC]	Breaking Capacity	Voltage Drop 1.0 I _n max. [mV]	Voltage Drop 1.0 I _n typ. [mV]	Power Dissipation 1.5 I _n typ. [mW]	Melting I ² t 10.0 Intyp. [A ² s]		Order Number
0.5	250	1)	2500	2400	3100	0.3	●	0001.2521
0.63	250	1)	2000	560	900	0.3	●	0001.2522
0.8	250	1)	1200	490	1000	0.5	●	0001.2523
1	250	1)	900	350	900	2.4	●	0001.2524
1.25	250	1)	700	170	500	2.5	●	0001.2525
1.6	250	1)	500	240	1000	4.2	●	0001.2526
2	250	1)	400	200	1100	13	●	0001.2527
2.5	250	1)	350	150	1000	18	●	0001.2528
3.15	250	1)	300	160	1500	33	●	0001.2529
4	250	1)	250	130	1500	53	●	0001.2530
5	250	1)	250	110	1500	127	●	0001.2531
6.3	250	1)	250	110	1900	224	●	0001.2532
8	250	1)	200	70	1600	360	●	0001.2533
10	250	1)	200	70	2000	805	●	0001.2534
12.5	250	2)	200	70	2300	1024	●	0001.2535
16	250	2)	150	70	3800	1690	●	0001.2536
20	250	2)	150	70	4300	2670	●	0001.2537
25	150	3)	150	70	5100	1390	●	0001.2538
32	150	4)	150	70	8600	2600	●	0001.2539

Availability for all products can be searched real-time: <http://www.schurter.com/en/Stock-Check/Stock-Check-SCHURTER>

Rated Current [A]	Rated Voltage [VAC]	Breaking Capacity	Voltage Drop 1.0 I _n max. [mV]	Voltage Drop 1.0 I _n typ. [mV]	Power Dissipation 1.5 I _n typ. [mW]	Melting I ² t 10.0 Intyp. [A ² s]	Order Number
-------------------	---------------------	-------------------	---	---	--	---	--------------



- 1) IEC: 1500 A @ 250 VAC, p.f. = 0.7 - 0.8
- 1) UL: 1500 A @ 250 VAC, p.f. = 0.7 - 0.8 / 10 kA @ 125 VAC, p.f. = 0.7 - 0.8 / 20 kA @ 63 VDC
- 2) UL: 1000 A @ 250 VAC, p.f. = 0.95 - 1,0 / 20 kA @ 63 VDC
- 3) UL: 1000 A @ 150 VAC, p.f. = 0.95 - 1,0 / 20 kA @ 63 VDC
- 4) UL: 1000 A @ 150 VAC, p.f. = 0.95 - 1,0 / 20 kA @ 48 VDC

Packaging Unit Small Box Pack (10 pcs.)