

阅读申明

- 1.本站收集的数据手册和产品资料都来自互联网，版权归原作者所有。如读者和版权方有任何异议请及时告之，我们将妥善解决。
- 2.本站提供的中文数据手册是英文数据手册的中文翻译，其目的是协助用户阅读，该译文无法自动跟随原稿更新，同时也可能存在翻译上的不当。建议读者以英文原稿为参考以便获得更精准的信息。
- 3.本站提供的产品资料，来自厂商的技术支持或者使用者的心得体会等，其内容可能存在描述上的差异，建议读者做出适当判断。
- 4.如需与我们联系，请发邮件到marketing@iczoom.com，主题请标有“数据手册”字样。

Read Statement

1. The datasheets and other product information on the site are all from network reference or other public materials, and the copyright belongs to the original author and original published source. If readers and copyright owners have any objections, please contact us and we will deal with it in a timely manner.
2. The Chinese datasheets provided on the website is a Chinese translation of the English datasheets. Its purpose is for reader's learning exchange only and do not involve commercial purposes. The translation cannot be automatically updated with the original manuscript, and there may also be improper translations. Readers are advised to use the English manuscript as a reference for more accurate information.
3. All product information provided on the website refer to solutions from manufacturers' technical support or users the contents may have differences in description, and readers are advised to take the original article as the standard.
4. If you have any questions, please contact us at marketing@iczoom.com and mark the subject with "Datasheets" .

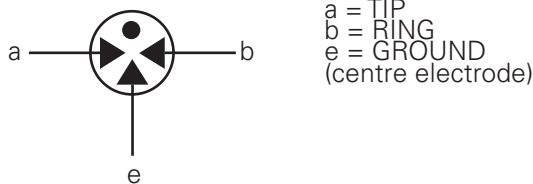
RoHS  **SL1026 Series Gas Plasma Arrester**



Agency Approvals

AGENCY	AGENCY FILE NUMBER
	E128662

3 Electrode GDT Graphical Symbol



Description

The SL1026 Series is a heavy-duty transient suppresser using Gas Plasma technology. In response to transients that exceed the device's breakover voltage, the device changes from a very high impedance state to a low impedance state to conduct harmful current away from the protected system. The SL1026 is designed to protect electrical and electronic equipment such as communications, control and railway systems. Carefully designed geometry ensures against short circuiting if a failure occurs due to conditions and events beyond the design criteria. Optional electrical mounting clip (part SL1053) is available to aid mounting and connection.

Features

- RoHS compliant
- 55 kA surge capability (single shot) tested with 8/20µS pulse as defined by IEC 61000-4-5
- 40 kA surge capability (repetitive)
- Will protect against Trapezoidal waveforms as specified in RIA 12.
- Will protect against capacitor discharge voltage transient waveforms as specified in RIA 12.
- Will protect against double exponential voltage transient waveforms as specified in IEC 571.

Applications

- Signaling equipment.
- Communication equipment
- Control gear.
- Trackside cabinets.
- Cell phone base stations

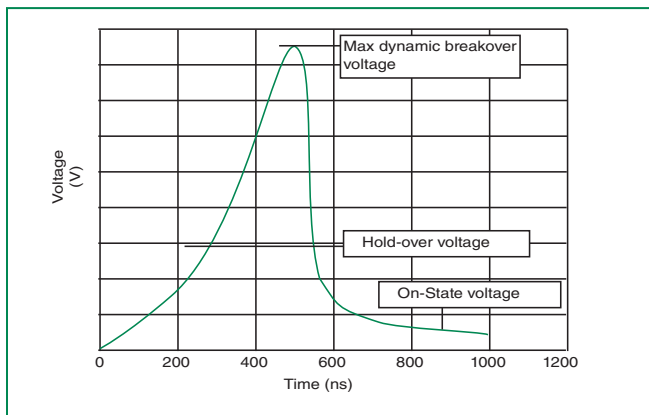
Electrical Characteristics

Part Number*	DC Voltage 100 V/sec		DC Voltage 1kV/µs	¹ AC Current 9 cycles @ 50-60Hz (Amps)	¹ AC Current 50Hz 1 sec x10 (Amps)	¹ Surge Current 8/20µSec x 10 (kAmps)	^{1,2} Max Single Surge 8/20µSec (kAmps)	¹ Max Single Surge 10/350µSec (kAmps)	¹ 150(+) and 150(-) 10/1000µSec (Amps)
	MIN	MAX							
SL1026-275	200	350	800	200	10	20	40	8	200
SL1026-400	300	500	900	200	10	20	40	8	200
SL1026-700	560	840	1300	200	10	20	40	8	200

NOTES:

- End of life limits
- DC: 50% of minimum initial DC breakdown voltage limit to 150% of maximum initial DC breakdown voltage limit.
- Impulse: less than 150% of initial impulse breakdown voltage limit.
- 1. Total current through center electrode, tested using SL1053B-NL holder
- 2. Exceeds capability of SL1053B-NL holder

Voltage vs. Time Characteristic



Electrical Specifications

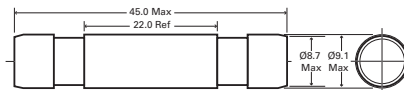
Insulation Resistance	> 10GΩ at 100 Volts
Capacitance:	<=2.5pf, 1MHz 0 Volts Bias
Holdover Voltage:	<150mS, tested at 130 volts according to ITU-T Rec. K.12 & REA PE 80
Arc Voltage:	~35 Volts, On State Voltage at 1 Amp (Depending on Voltage Type)
Glow to Arc Transition Current:	~1 Amp
Glow Voltage:	> 150 Volts, depending on Voltage Type

Physical Specifications

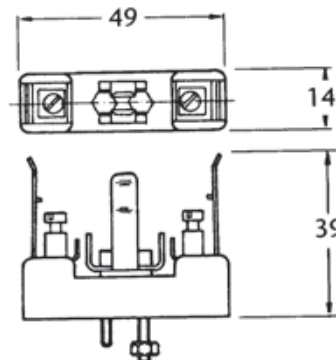
Weight:	11g (0.388 oz.)
Materials:	Electrode Base: Nickel Iron Alloy Electrode Plating: Nickel Body: Ceramic
Part Marking:	Color coded body SL1026-275: Black/Black SL1026-400: Black/Yellow SL1026-700: Black/Red
Storage and Operating Temperature:	-40°C to +90°C

Product Dimensions

SL1026 GDT Series Profile



Type 1053 Holder Profile



All dimensions in mm

Part Numbering System

SL 1026 | □ | □ | □ | □ | □
Voltage ————┐

Packaging

GDT devices are provided as bulk pack in poly bag – 20 pieces per bag and 5 bags per carton.