

## 阅读申明


- 1.本站收集的数据手册和产品资料都来自互联网，版权归原作者所有。如读者和版权方有任何异议请及时告之，我们将妥善解决。
- 2.本站提供的中文数据手册是英文数据手册的中文翻译，其目的是协助用户阅读，该译文无法自动跟随原稿更新，同时也可能存在翻译上的不当。建议读者以英文原稿为参考以便获得更精准的信息。
- 3.本站提供的产品资料，来自厂商的技术支持或者使用者的心得体会等，其内容可能存在描述上的差异，建议读者做出适当判断。
- 4.如需与我们联系，请发邮件到marketing@iczoom.com，主题请标有“数据手册”字样。

## Read Statement

1. The datasheets and other product information on the site are all from network reference or other public materials, and the copyright belongs to the original author and original published source. If readers and copyright owners have any objections, please contact us and we will deal with it in a timely manner.
2. The Chinese datasheets provided on the website is a Chinese translation of the English datasheets. Its purpose is for reader's learning exchange only and do not involve commercial purposes. The translation cannot be automatically updated with the original manuscript, and there may also be improper translations. Readers are advised to use the English manuscript as a reference for more accurate information.
3. All product information provided on the website refer to solutions from manufacturers' technical support or users the contents may have differences in description, and readers are advised to take the original article as the standard.
4. If you have any questions, please contact us at marketing@iczoom.com and mark the subject with "Datasheets" .



## Features

- Size: 5 mm diameter, 7.3 mm length
- Very fast acting
- Small size
- Stable breakdown throughout life
- Designed to operate with TBU® devices
- RoHS compliant\* versions available
-  UL Recognized

## Applications

- Telecommunications
- Industrial electronics
- Avionics

## 2030-xxT-SM Series - Fast Acting 3-Electrode Miniature Gas Discharge Tube

### Characteristics

Test Methods per ITU-T K.12, IEEE C62.31 and IEC 61643-311 GDT standards.

Characteristic	Model No.	
	2030-23T	2030-42T
Minimum DC Sparkover (100 V/s) Throughout Service Life	185 V	360 V
Maximum Impulse Sparkover <sup>(1)</sup> (5 kV/μs) Throughout Service Life	650 V	850 V

<sup>(1)</sup> Impulse Sparkover voltage is defined as typical values of distribution.

Insulation Resistance (IR) .....50 V / 100 V.....	> 10 <sup>10</sup> Ω
Glow Voltage .....10 mA.....	~ 70 V
Arc Voltage .....>1 A.....	~ 10 V
Glow-Arc Transition Current.....	< 0.5 A
Capacitance.....1 MHz.....	< 1 pF
DC Holdover Voltage (Network Applied per ITU-T K.12)	
2030-23T.....80 V.....	< 150 ms
2030-42T.....135 V.....	< 150 ms
Impulse Service Life.....8/20 μs, 4 kA.....	1 operation <sup>(2)</sup>
1.2/50 μs - 500 V.....	150 operations <sup>(2) (3)</sup>
10/1000 μs, 1 kV, 100 A.....	25 operations <sup>(2)</sup>
2/10 μs, 6 kV, 500 A.....	10 operations <sup>(2)</sup>
10/700 μs, 6 kV, 150 A.....	5 operations <sup>(2)</sup>
AC Service Life.....600 V, 1 Arms, 0.2 sec.....	5 operations
Operating Temperature Range.....	-40 °C to +90 °C
Storage Temperature Range.....	-55 °C to +90 °C

#### Notes:

<sup>(2)</sup> The rated discharge current is the total current equally divided between each line to ground and operation(s) are performed in both polarities. The polarity of lightning surge tests should be reversed between consecutive surges.

<sup>(3)</sup> Per IEC 61643-21.

- At delivery AQL 0.65 Level II, DIN ISO 2859.
- Bourns recommends reflowing surface mount devices per IPC/JEDEC J-STD-020 rev D.

### Applications

Port Protection	GDT Device P/N	TBU® Device P/N
CanBus	2030-23T-SM-RPLF	<a href="#">TBU-CA065-100-WH</a>
RS232	2030-23T-SM-RPLF	<a href="#">TBU-CA065-200-WH</a>
RS422	2030-23T-SM-RPLF	<a href="#">TBU-CA065-200-WH</a>
RS485	2030-23T-SM-RPLF	<a href="#">TBU-CA065-200-WH</a>
RS485	2030-42T-SM-RPLF	<a href="#">TBU-CA085-200-WH</a>
SDI	2030-23T-SM-RPLF	<a href="#">TBU-CA065-100-WH</a>

"TBU" is a registered trademark of Bourns, Inc. in the United States and other countries.

\*RoHS Directive 2002/95/EC Jan. 27, 2003 including annex and RoHS Recast 2011/65/EU June 8, 2011.

Specifications are subject to change without notice.

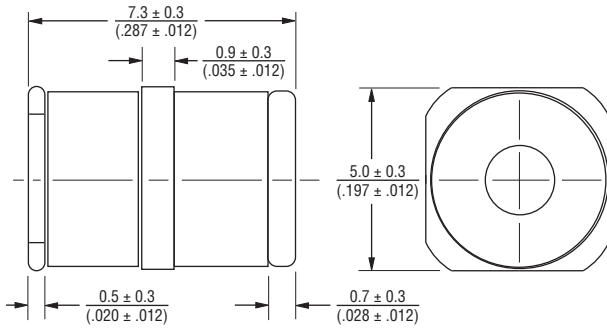
The device characteristics and parameters in this data sheet can and do vary in different applications and actual device performance may vary over time. Users should verify actual device performance in their specific applications.

# 2030-xxT-SM Series - Fast Acting 3-Electrode Miniature Gas Discharge Tube

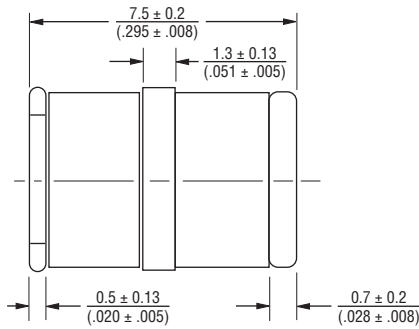


## Product Dimensions

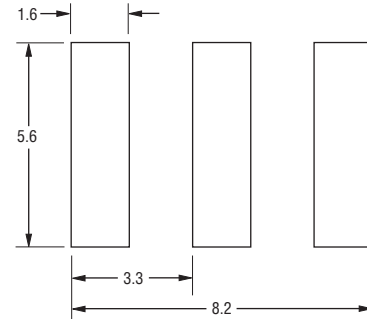
### 2030-23T-SM



### 2030-42T-SM



## Recommended Pad Layout



DIMENSIONS: MILLIMETERS

## How to Order

2030 - xxT - SM - RP LF

Model Number Designator

Voltage

23 = 185 V

42 = 360 V

Surface Mount

Packaging Options

Blank = Bulk Packaging - 250 pcs./bag, 1,000 pcs./box (Standard)

RP = Reelpack - (Optional)

RP2 = Reelpack - (Optional)

RoHS Compliant Option

Blank = Standard Product

LF = RoHS Compliant Product

# 2030-xxT-SM Series - Fast Acting 3-Electrode Miniature Gas Discharge Tube

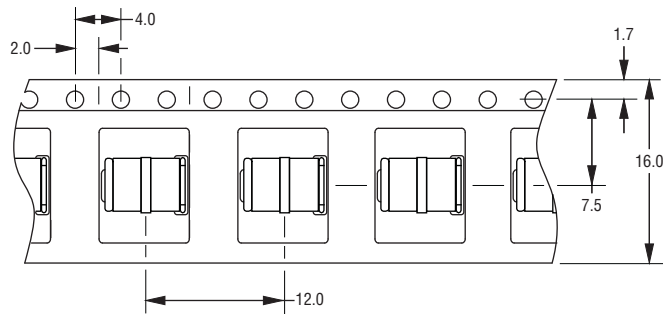


## Packaging Specifications

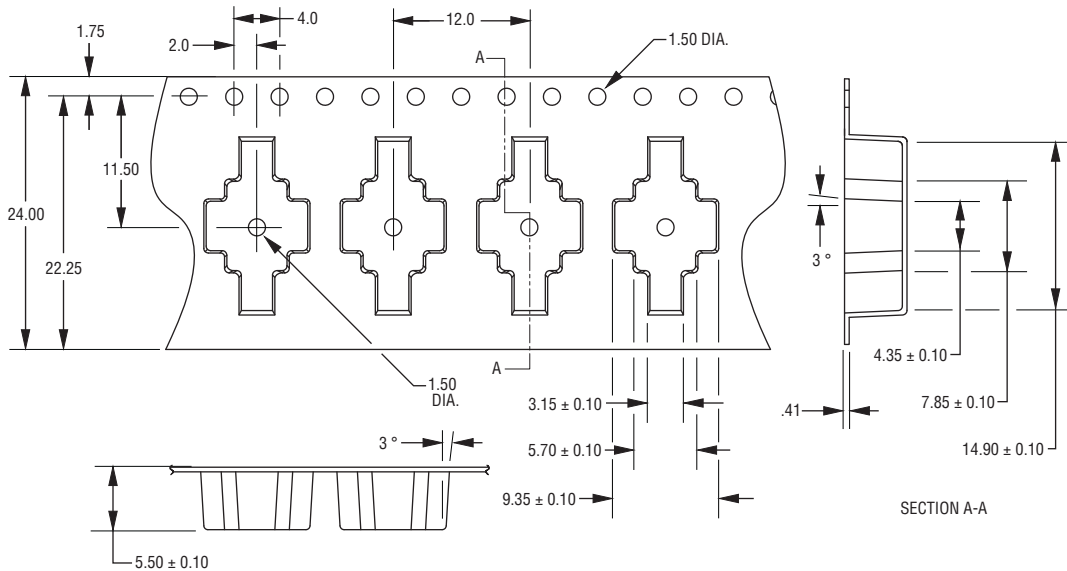
Model	Standard Packaging Quantity			
	Bulk (Bag)	Tray	Box	Reel
2030-xxT-SM	250		1000	
2030-xxT-SM-RP				500
2030-xxT-SM-RP2				500

The optional -RP & -RP2 reels are 330 mm in diameter. The -RP reelpack is 18 mm wide. The -RP2 reelpack is 26 mm wide.

### -RP



### -RP2



**DIMENSIONS: MILLIMETERS**

Unless otherwise specified, tolerances in decimals are .X ± 0.3, .XX ± 0.15 for lengths in millimeters and ±1 ° for degrees.

REV. F 08/15

Specifications are subject to change without notice.

The device characteristics and parameters in this data sheet can and do vary in different applications and actual device performance may vary over time. Users should verify actual device performance in their specific applications.