


阅读申明


- 1.本站收集的数据手册和产品资料都来自互联网，版权归原作者所有。如读者和版权方有任何异议请及时告之，我们将妥善解决。
- 2.本站提供的中文数据手册是英文数据手册的中文翻译，其目的是协助用户阅读，该译文无法自动跟随原稿更新，同时也可能存在翻译上的不当。建议读者以英文原稿为参考以便获得更精准的信息。
- 3.本站提供的产品资料，来自厂商的技术支持或者使用者的心得体会等，其内容可能存在描述上的差异，建议读者做出适当判断。
- 4.如需与我们联系，请发邮件到marketing@iczoom.com，主题请标有“数据手册”字样。

Read Statement

1. The datasheets and other product information on the site are all from network reference or other public materials, and the copyright belongs to the original author and original published source. If readers and copyright owners have any objections, please contact us and we will deal with it in a timely manner.
2. The Chinese datasheets provided on the website is a Chinese translation of the English datasheets. Its purpose is for reader's learning exchange only and do not involve commercial purposes. The translation cannot be automatically updated with the original manuscript, and there may also be improper translations. Readers are advised to use the English manuscript as a reference for more accurate information.
3. All product information provided on the website refer to solutions from manufacturers' technical support or users the contents may have differences in description, and readers are advised to take the original article as the standard.
4. If you have any questions, please contact us at marketing@iczoom.com and mark the subject with "Datasheets" .



Features

- Size: 8 mm diameter, 6 mm length
- Low capacitance
- High insulation resistance
- RoHS compliant*
-  UL Recognized

Applications

- Telecommunications equipment
- Industrial equipment/electronics
- Consumer electronics

2045 Series Medium Duty 2-Electrode Gas Discharge Tube

Characteristics

Test Methods per ITU-T (CCITT) K.12 and IEEE C62.31.

Characteristic	Model No.					
	2045-07	2045-09	2045-12	2045-13	2045-14	2045-23
DC Sparkover $\pm 30\%$ @ 100 V/s	75 V	90 V	120 V	130 V	145 V	230 V
Impulse Sparkover ⁽¹⁾						
100 V/ μ s	< 500 V	< 500 V	< 500 V	< 500 V	< 500 V	< 500 V
1000 V/ μ s	< 600 V	< 600 V	< 700 V	< 700 V	< 700 V	< 700 V

Characteristic	Model No.				
	2045-25	2045-30	2045-35	2045-40	2045-47
DC Sparkover $\pm 30\%$ @ 100 V/s	250 V	300 V	350 V	400 V	470 V
Impulse Sparkover ⁽¹⁾					
100 V/ μ s	< 500 V	< 700 V	< 700 V	< 800 V	< 900 V
1000 V/ μ s	< 700 V	< 900 V	< 900 V	< 1000 V	< 1100 V

⁽¹⁾ Impulse Sparkover voltage is defined as typical values of distribution.

Insulation Resistance (IR) ⁽²⁾	50 / 100 / 250 Vdc	> 10 G Ω
Glow Voltage	10 mA.....	~ 70 V
Arc Voltage	1 A	~ 10 V
Glow-Arc Transition Current	< 1 A
Maximum Capacitance	1 MHz.....	< 1.5 pF
Impulse Discharge Current.....	15,000 A, 8/20 μ s	1 operation
	10,000 A, 8/20 μ s	10 operations
Alternating Discharge Current	5 A, 50 Hz, 1 second.	1 operation
	65 A, Single, 9 cycles	1 operation
Impulse Life	100 A 10/1000 μ s	500 operations
Storage Temperature	-40 to +150 °C
Operating Temperature.....	-30 to +85 °C
DC Holdover Voltage ⁽³⁾	< 150 ms
Climatic Category (IEC 60068-1).....	40 / 90 / 21

Notes:

- UL Recognized component, UL File E153537.
- At delivery AQL 0.65, level II DIN ISO 2859.

⁽²⁾ DC Breakdown Voltage	DC Measuring Voltage
75–90 V	50 V
120–400 V	100 V
470	250 V

⁽³⁾ DC Breakdown Voltage	DC Holdover Voltage
75–145 V	52 V
230 V	80 V
250 V	135 V
300–470 V	150 V

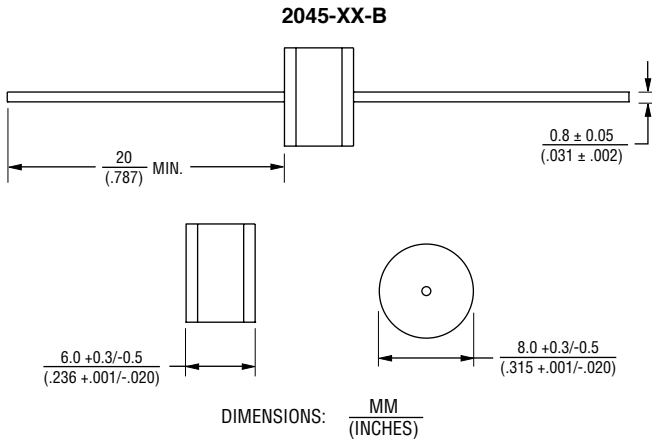
*RoHS Directive 2002/95/EC Jan. 27, 2003 including annex and RoHS Recast 2011/65/EU June 8, 2011. Specifications are subject to change without notice.

The device characteristics and parameters in this data sheet can and do vary in different applications and actual device performance may vary over time. Users should verify actual device performance in their specific applications.

2045 Series Medium Duty 2-Electrode Gas Discharge Tube

BOURNS®

Product Dimensions

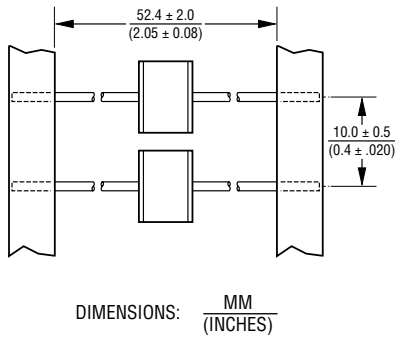


Note: Custom leadforms available - please contact Bourns for details.

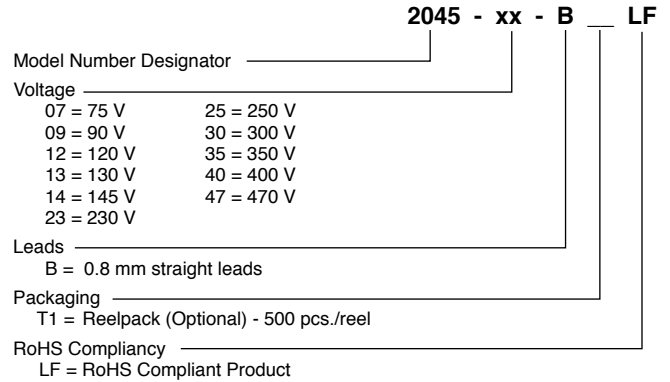
Packaging Specifications

The reelpack (-BT1LF) contains 500 pieces per reel. Reel is 330 mm in diameter and 68 mm wide. Two reels per box (1K units).

2045-XX-BT1LF — 0.8 mm (0.032 in.) dia. lead wire



How to Order



BOURNS®

Asia-Pacific: Tel: +886-2 2562-4117 • Email: asiacus@bourns.com

EMEA: Tel: +36 88 520 390 • Email: eurocus@bourns.com

The Americas: Tel: +1-951 781-5500 • Email: americus@bourns.com

www.bourns.com

REV. C 10/16

Specifications are subject to change without notice.
The device characteristics and parameters in this data sheet can and do vary in different applications and actual device performance may vary over time.
Users should verify actual device performance in their specific applications.