

阅读申明


- 1.本站收集的数据手册和产品资料都来自互联网，版权归原作者所有。如读者和版权方有任何异议请及时告之，我们将妥善解决。
- 2.本站提供的中文数据手册是英文数据手册的中文翻译，其目的是协助用户阅读，该译文无法自动跟随原稿更新，同时也可能存在翻译上的不当。建议读者以英文原稿为参考以便获得更精准的信息。
- 3.本站提供的产品资料，来自厂商的技术支持或者使用者的心得体会等，其内容可能存在描述上的差异，建议读者做出适当判断。
- 4.如需与我们联系，请发邮件到marketing@iczoom.com，主题请标有“数据手册”字样。

Read Statement

1. The datasheets and other product information on the site are all from network reference or other public materials, and the copyright belongs to the original author and original published source. If readers and copyright owners have any objections, please contact us and we will deal with it in a timely manner.
2. The Chinese datasheets provided on the website is a Chinese translation of the English datasheets. Its purpose is for reader's learning exchange only and do not involve commercial purposes. The translation cannot be automatically updated with the original manuscript, and there may also be improper translations. Readers are advised to use the English manuscript as a reference for more accurate information.
3. All product information provided on the website refer to solutions from manufacturers' technical support or users the contents may have differences in description, and readers are advised to take the original article as the standard.
4. If you have any questions, please contact us at marketing@iczoom.com and mark the subject with "Datasheets" .



Features

- Size: 8 mm diameter, 10 mm length
- High current rating
- Low capacitance and insertion loss
- Fail-short option available
- RoHS compliant*
-  UL Recognized

Applications

- Telecommunications equipment
- Industrial equipment/electronics
- Consumer electronics

2046 Series Heavy-Duty 3-Electrode Gas Discharge Tube

Characteristics

Test Methods per ITU-T K.12 and IEC 61643-311.

Characteristic	Model No.				
	2046-09	2046-14	2046-20	2046-23	2046-25
DC Sparkover $\pm 20\%$ @ 100 V/s	90 V	145 V	200 V	230 V	250 V
Impulse Sparkover ⁽¹⁾					
100 V/ μ s	< 600 V	< 500 V	< 500 V	< 600 V	< 600 V
1000 V/ μ s	< 700 V	< 700 V	< 700 V	< 700 V	< 700 V

Characteristic	Model No.				
	2046-35	2046-40	2046-42	2046-47	2046-60
DC Sparkover $\pm 20\%$ @ 100 V/s	350 V	400 V	420 V	470 V	600 V
Impulse Sparkover ⁽¹⁾					
100 V/ μ s	< 700 V	< 800 V	< 800 V	< 900 V	< 1000 V
1000 V/ μ s	< 800 V	< 900 V	< 900 V	< 1000 V	< 1100 V

⁽¹⁾ Impulse Sparkover voltage is defined as typical values of distribution.

Insulation Resistance (IR) ⁽²⁾	50 / 100 / 250 Vdc	> 10 G Ω
Glow Voltage	10 mA.....	~ 70 V
Arc Voltage	1 A.....	~ 10 V
Glow-Arc Transition Current	< 1 A
Maximum Capacitance	1 MHz.....	< 2 pF
Maximum Impulse Discharge Current	20,000 A, 8/20 μ s	1 operation
	10,000 A, 8/20 μ s	10 operations
Nominal Alternating Discharge Current	20 A, 50 Hz, 1 second	1 operation
Impulse Life	200 A 10/1000 μ s	130 operations
DC Holdover Voltage ⁽³⁾	< 150 ms
Operating Temperature.....	-30 to +85 °C
Storage Temperature.....	-40 to +115 °C
Climatic Category (IEC 60068-1).....	40 / 90 / 21

Notes:

- UL Recognized component, UL File E153537.
- At delivery AQL 0.65, level II DIN ISO 2859
- Line to Line voltage is approximately 1.8 to 2 times the stated Line to Ground voltage.
- Discharge current rating is total current equally divided between Each Line To Ground (ELTG).

⁽²⁾ DC Sparkover Voltage	IR Measuring Voltage
90 V	50 V
145–400 V	100 V
420–600 V	250 V

⁽³⁾ Network Applied	DC Holdover Voltage
DC Sparkover Voltage	DC Holdover Voltage
90–145 V	52 V
200–250 V	135 V
350–600 V	150 V

*RoHS Directive 2002/95/EC Jan. 27, 2003 including annex and RoHS Recast 2011/65/EU June 8, 2011.

Specifications are subject to change without notice.

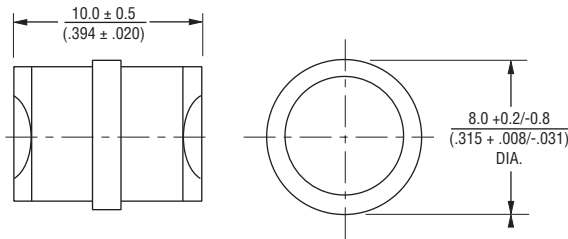
The device characteristics and parameters in this data sheet can and do vary in different applications and actual device performance may vary over time. Users should verify actual device performance in their specific applications.

2046 Series Heavy-Duty 3-Electrode Gas Discharge Tube

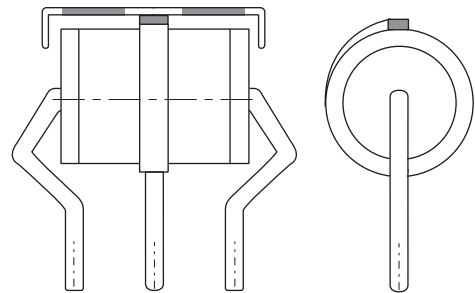
BOURNS®

Product Dimensions

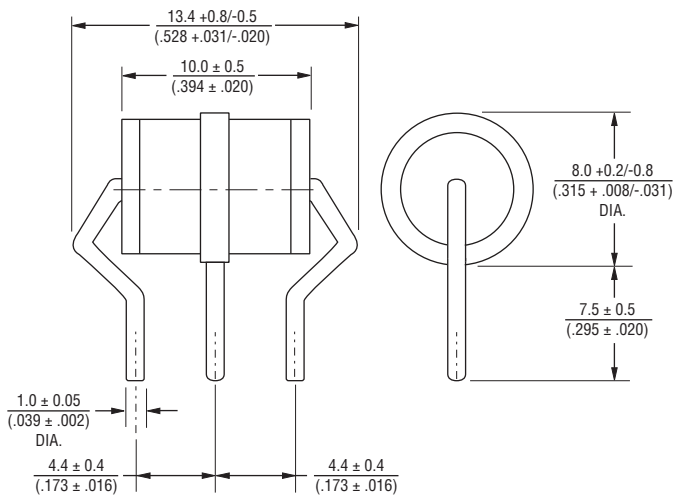
2046-xx-A



**2046-xx-C2F
FAIL-SHORT CONFIGURATION**



**2046-xx-C2
1.0 mm dia. lead wire**



DIMENSIONS: $\frac{\text{MM}}{\text{(INCHES)}}$

How to Order

2046 - xx - xx (F) LF

Model Number Designator

Voltage (Divided by 10)

09 = 90 V	35 = 350 V
14 = 145 V	40 = 400 V
20 = 200 V	42 = 420 V
23 = 230 V	47 = 470 V
25 = 250 V	60 = 600 V

Leads

- A = No leads/Cassette Applications
- C2 = 1.0 mm dia., 4.4 mm spacing

Fail-Short Option

- (Blank) = None
- F = Fail-Short Device (Optional)

RoHS Compliance

- LF = RoHS Compliant Product

Packaging Specifications

Model 2046 ships standard bulk pack, 100 pieces per tray; 5 trays per inner box; 2 inner boxes per outer pack (1K units).

BOURNS®

Asia-Pacific: Tel: +886-2 2562-4117 • Fax: +886-2 2562-4116

EMEA: Tel: +36 88 520 390 • Fax: +36 88 520 211

The Americas: Tel: +1-951 781-5500 • Fax: +1-951 781-5700

www.bourns.com

REV. B 08/15

Specifications are subject to change without notice.
The device characteristics and parameters in this data sheet can and do vary in different applications and actual device performance may vary over time.
Users should verify actual device performance in their specific applications.