

## 阅读申明


- 1.本站收集的数据手册和产品资料都来自互联网，版权归原作者所有。如读者和版权方有任何异议请及时告之，我们将妥善解决。
- 2.本站提供的中文数据手册是英文数据手册的中文翻译，其目的是协助用户阅读，该译文无法自动跟随原稿更新，同时也可能存在翻译上的不当。建议读者以英文原稿为参考以便获得更精准的信息。
- 3.本站提供的产品资料，来自厂商的技术支持或者使用者的心得体会等，其内容可能存在描述上的差异，建议读者做出适当判断。
- 4.如需与我们联系，请发邮件到marketing@iczoom.com，主题请标有“数据手册”字样。

## Read Statement

1. The datasheets and other product information on the site are all from network reference or other public materials, and the copyright belongs to the original author and original published source. If readers and copyright owners have any objections, please contact us and we will deal with it in a timely manner.
2. The Chinese datasheets provided on the website is a Chinese translation of the English datasheets. Its purpose is for reader's learning exchange only and do not involve commercial purposes. The translation cannot be automatically updated with the original manuscript, and there may also be improper translations. Readers are advised to use the English manuscript as a reference for more accurate information.
3. All product information provided on the website refer to solutions from manufacturers' technical support or users the contents may have differences in description, and readers are advised to take the original article as the standard.
4. If you have any questions, please contact us at marketing@iczoom.com and mark the subject with "Datasheets" .

# TransGuard®

## AVX Multilayer Ceramic Transient Voltage Suppressors



### GENERAL DESCRIPTION

TransGuard® multilayer varistors are zinc oxide (ZnO) based ceramic semiconductor devices with non-linear voltage-current characteristics (bi-directional) similar to back-to-back zener diodes. They have the added advantage of greater current and energy handling capabilities as well as EMI/RFI attenuation.

The increasing use of electronics technologies in all areas require reliable protection against transient voltages that could damage the electronics circuitry as well as EMI/RFI attenuation to prevent signal distortion and to meet regulatory requirements. AVX TransGuard components help achieve both functions with single component.

### GENERAL CHARACTERISTICS

- Operating Temperature: -55°C to +125°C
- Working Voltage: 3.3 - 85Vdc
- Case Size: 0402 - 1812
- Energy: 0.05 - 4.2J
- Peak Current: 20 - 2000A

### FEATURES

- Bi-Directional protection
- Very fast response to ESD strikes
- Multi-strike capability
- High Reliability
- EMI/RFI Filtering
- Wide range of components

### APPLICATIONS

- IC Protection
- Micro Controllers
- Relays
- I/O Ports
- Keyboard Protection
- Portable devices
- Industrial Controllers
- Automation
- Smart Grid
- Telecom
- LED Lights
- Cameras
- Base Stations
- Motion detector
- Alarms
- and more

### HOW TO ORDER

| VC  | 1206   | 18  | D  | 400   | R   | P   |  |  |                  |
|---|--|---|--|---|---|---|--|--|------------------|
| Varistor Chip                             | Case Size  | Working Voltage   | Energy Rating  | Clamping Voltage  | Packaging   | Termination   |  |  |                  |
| VC = Varistor Chip<br>VG = Varistor Glass | 0402<br>0603<br>0805<br>1206<br>1210<br>1812<br>2220<br>3220 | 03 = 3.3Vdc<br>05 = 5.6Vdc<br>09 = 9Vdc<br>12 = 12Vdc<br>14 = 14Vdc<br>16 = 16Vdc<br>18 = 18Vdc<br>22 = 22Vdc<br>26 = 26Vdc<br>30 = 30Vdc | 31 = 31Vdc<br>38 = 38Vdc<br>42 = 42Vdc<br>45 = 45Vdc<br>48 = 48Vdc<br>56 = 56Vdc<br>60 = 60Vdc<br>65 = 65Vdc<br>85 = 85Vdc | X = 0.05J<br>A = 0.1J<br>B = 0.2J<br>C = 0.3J<br>D = 0.4J<br>E = 0.5J<br>F = 0.7J<br>G = 0.9J<br>H = 1.2J<br>J = 1.5-1.6J | K = 0.6J<br>M = 1.0J<br>N = 1.1J<br>P = 2.5-3.7J<br>R = 1.7J<br>L = 0.8J<br>S = 1.9-2.0J<br>U = 4.0-5.0J<br>W = 5.1-6.0J<br>Y = 6.5-12J | 100 = 12V<br>150 = 18V<br>200 = 22V<br>250 = 27V<br>300 = 32V<br>380 = 38V<br>390 = 42V<br>400 = 42V<br>440 = 44V<br>490 = 49V<br>540 = 54V<br>560 = 60V<br>570 = 57V | 580 = 60V<br>620 = 67V<br>650 = 67V<br>770 = 77V<br>800 = 80V<br>900 = 90V<br>101 = 100V<br>111 = 110V<br>121 = 120V<br>131 = 135V<br>151 = 150V<br>161 = 165V | D = 7" (1000)*<br>R = 7" (4000 or 2000)*<br>T = 13" (10,000)*<br>W = 7" (10,000)** | P = Ni/Sn plated |

\*Not available for 0402  
\*\*Only available for 0402

### ELECTRICAL CHARACTERISTICS

| AVX PN       | V <sub>w</sub> (DC) | V <sub>w</sub> (AC) | V <sub>B</sub> | V <sub>C</sub> | I <sub>vc</sub> | I <sub>L</sub> | E <sub>T</sub> | I <sub>P</sub> | Cap   | Freq | Case |
|--------------|---------------------|---------------------|----------------|----------------|-----------------|----------------|----------------|----------------|-------|------|------|
|              | V <sub>dc</sub>     | V <sub>ac</sub>     | V              | V              | A               | μA             | J              | A              | pF    |      |      |
| VC060303A100 | 3.3                 | 2.3                 | 5.0±20%        | 12             | 1               | 100            | 0.1            | 30             | 1450  | K    | 0603 |
| VC080503A100 | 3.3                 | 2.3                 | 5.0±20%        | 12             | 1               | 100            | 0.1            | 40             | 1400  | K    | 0805 |
| VC080503C100 | 3.3                 | 2.3                 | 5.0±20%        | 12             | 1               | 100            | 0.3            | 120            | 5000  | K    | 0805 |
| VC120603A100 | 3.3                 | 2.3                 | 5.0±20%        | 12             | 1               | 100            | 0.1            | 40             | 1250  | K    | 1206 |
| VC120603D100 | 3.3                 | 2.3                 | 5.0±20%        | 12             | 1               | 100            | 0.4            | 150            | 4700  | K    | 1206 |
| VC040205X150 | 5.6                 | 4.0                 | 8.5±20%        | 18             | 1               | 35             | 0.05           | 20             | 175   | M    | 0402 |
| VC060305A150 | 5.6                 | 4.0                 | 8.5±20%        | 18             | 1               | 35             | 0.1            | 30             | 750   | K    | 0603 |
| VC080505A150 | 5.6                 | 4.0                 | 8.5±20%        | 18             | 1               | 35             | 0.1            | 40             | 1100  | K    | 0805 |
| VC080505C150 | 5.6                 | 4.0                 | 8.5±20%        | 18             | 1               | 35             | 0.3            | 120            | 3000  | K    | 0805 |
| VC120605A150 | 5.6                 | 4.0                 | 8.5±20%        | 18             | 1               | 35             | 0.1            | 40             | 1200  | K    | 1206 |
| VC120605D150 | 5.6                 | 4.0                 | 8.5±20%        | 18             | 1               | 35             | 0.4            | 150            | 3000  | K    | 1206 |
| VC040209X200 | 9.0                 | 6.4                 | 12.7±15%       | 22             | 1               | 25             | 0.05           | 20             | 175   | M    | 0402 |
| VC060309A200 | 9.0                 | 6.4                 | 12.7±15%       | 22             | 1               | 25             | 0.1            | 30             | 550   | K    | 0603 |
| VC080509A200 | 9.0                 | 6.4                 | 12.7±15%       | 22             | 1               | 25             | 0.1            | 40             | 750   | K    | 0805 |
| VC080512A250 | 12.0                | 8.5                 | 16±15%         | 27             | 1               | 25             | 0.1            | 40             | 525   | K    | 0805 |
| VC040214X300 | 14.0                | 10.0                | 18.5±12%       | 32             | 1               | 15             | 0.05           | 20             | 85    | K    | 0402 |
| VC060314A300 | 14.0                | 10.0                | 18.5±12%       | 32             | 1               | 15             | 0.1            | 30             | 350   | K    | 0603 |
| VC080514A300 | 14.0                | 10.0                | 18.5±12%       | 32             | 1               | 15             | 0.1            | 40             | 325   | K    | 0805 |
| VC080514C300 | 14.0                | 10.0                | 18.5±12%       | 32             | 1               | 15             | 0.3            | 120            | 900   | K    | 0805 |
| VC120614A300 | 14.0                | 10.0                | 18.5±12%       | 32             | 1               | 15             | 0.1            | 40             | 600   | K    | 1206 |
| VC120614D300 | 14.0                | 10.0                | 18.5±12%       | 32             | 1               | 15             | 0.4            | 150            | 1050  | K    | 1206 |
| VC121016J390 | 16.0                | 13.0                | 25.5±10%       | 40             | 2.5             | 10             | 1.6            | 500            | 3100  | K    | 1210 |
| VG181216P390 | 16.0                | 11.0                | 24.5±10%       | 40             | 5               | 15             | 2.9            | 1000           | 7000  | K    | 1812 |
| VG181216P400 | 16.0                | 11.0                | 24.5±10%       | 42             | 5               | 10             | 2.9            | 1000           | 5000  | K    | 1812 |
| VG222016Y400 | 16.0                | 11.0                | 24.5±10%       | 42             | 10              | 10             | 7.2            | 1500           | 13000 | K    | 2220 |
| VC040218X400 | 18.0                | 13.0                | 25.5±10%       | 42             | 1               | 10             | 0.05           | 20             | 65    | M    | 0402 |
| VC060318A400 | 18.0                | 13.0                | 25.5±10%       | 42             | 1               | 10             | 0.1            | 30             | 150   | K    | 0603 |
| VC080518A400 | 18.0                | 13.0                | 25.5±10%       | 42             | 1               | 10             | 0.1            | 30             | 225   | K    | 0805 |
| VC080518C400 | 18.0                | 13.0                | 25.5±10%       | 42             | 1               | 10             | 0.3            | 100            | 550   | K    | 0805 |
| VC120618A400 | 18.0                | 13.0                | 25.5±10%       | 42             | 1               | 10             | 0.1            | 30             | 350   | K    | 1206 |
| VC120618D400 | 18.0                | 13.0                | 25.5±10%       | 42             | 1               | 10             | 0.4            | 150            | 900   | K    | 1206 |
| VC120618E380 | 18.0                | 13.0                | 25.5±10%       | 38             | 1               | 15             | 0.5            | 200            | 930   | K    | 1206 |
| VG121018J380 | 18.0                | 14.0                | 22±10%         | 38             | 2.5             | 15             | 1.5            | 400            | 2300  | K    | 1210 |
| VC121018J390 | 18.0                | 13.0                | 25.5±10%       | 42             | 5               | 10             | 1.6            | 500            | 3100  | K    | 1210 |
| VG181218P380 | 18.0                | 14                  | 22±10%         | 38             | 5               | 15             | 2.3            | 800            | 5000  | K    | 1218 |
| VG181218P440 | 18.0                | 14.0                | 27.5±10%       | 44             | 5               | 15             | 2.9            | 800            | 5000  | K    | 1812 |
| VG222018W380 | 18.0                | 14.0                | 22±10%         | 38             | 10              | 15             | 5.8            | 1200           | 18000 | K    | 2220 |
| VG121022R440 | 22.0                | 17.0                | 27±10%         | 44             | 2.5             | 15             | 1.7            | 400            | 1600  | K    | 1210 |
| VG222022Y440 | 22.0                | 17.0                | 27±10%         | 44             | 10              | 15             | 7.2            | 1200           | 18000 | K    | 2220 |
| VG222022Y490 | 22.0                | 17.0                | 30±10%         | 49             | 10              | 15             | 6.8            | 1200           | 12000 | K    | 2220 |
| VC060326A580 | 26.0                | 18.0                | 34.5±10%       | 60             | 1               | 10             | 0.1            | 30             | 155   | K    | 0603 |
| VC080526A580 | 26.0                | 18.0                | 34.5±10%       | 60             | 1               | 10             | 0.1            | 30             | 120   | K    | 0805 |
| VC080526C580 | 26.0                | 18.0                | 34.5±10%       | 60             | 1               | 10             | 0.3            | 100            | 250   | K    | 0805 |
| VC120626D580 | 26.0                | 18.0                | 34.5±10%       | 60             | 1               | 10             | 0.4            | 120            | 500   | K    | 1206 |
| VC120626F540 | 26.0                | 20.0                | 33.0±10%       | 54             | 1               | 15             | 0.7            | 200            | 600   | K    | 1206 |
| VC121026H560 | 26.0                | 18.0                | 34.5±10%       | 60             | 5               | 10             | 1.2            | 300            | 2150  | K    | 1210 |
| VG121026S540 | 26.0                | 20.0                | 33±10%         | 54             | 2.5             | 15             | 1.9            | 400            | 1600  | K    | 1210 |
| VG181226P540 | 26.0                | 20                  | 35±10%         | 54             | 5               | 15             | 3              | 800            | 3000  | K    | 1812 |

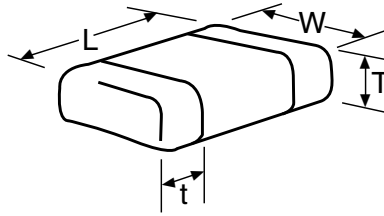
### ELECTRICAL CHARACTERISTICS

| AVX PN       | V <sub>w</sub> (DC) | V <sub>w</sub> (AC) | V <sub>B</sub> | V <sub>C</sub> | I <sub>Vc</sub> | I <sub>L</sub> | E <sub>T</sub> | I <sub>P</sub> | Cap   | Freq | Case |
|--------------|---------------------|---------------------|----------------|----------------|-----------------|----------------|----------------|----------------|-------|------|------|
|              | V <sub>dc</sub>     | V <sub>ac</sub>     | V              | V              | A               | μA             | J              | A              | pF    |      |      |
| VG181226P570 | 26.0                | 23.0                | 35.0±10%       | 57             | 5               | 15             | 2.5            | 600            | 3000  | K    | 1812 |
| VG181226P540 | 26.0                | 20.0                | 35.0±10%       | 54             | 5               | 15             | 3.0            | 800            | 3000  | K    | 1812 |
| VG222026Y540 | 26.0                | 20.0                | 33.0±10%       | 54             | 10              | 15             | 7.8            | 1200           | 11000 | K    | 2220 |
| VG222026Y570 | 26.0                | 23.0                | 35.0±10%       | 57             | 10              | 15             | 6.8            | 1100           | 7000  | K    | 2220 |
| VG322026N570 | 26.0                | 20.0                | 33.0±10%       | 57             | 10              | 15             | 1.1            | 400            | 5500  | K    | 3220 |
| VC060330A650 | 30.0                | 21.0                | 41.0±10%       | 67             | 1               | 10             | 0.1            | 30             | 125   | K    | 0603 |
| VC080530A650 | 30.0                | 21.0                | 41.0±10%       | 67             | 1               | 10             | 0.1            | 30             | 90    | M    | 0805 |
| VC080530C650 | 30.0                | 21.0                | 41.0±10%       | 67             | 1               | 10             | 0.3            | 80             | 250   | K    | 0805 |
| VC120630D650 | 30.0                | 21.0                | 41.0±10%       | 67             | 1               | 10             | 0.4            | 120            | 400   | K    | 1206 |
| VC121030G620 | 30.0                | 21.0                | 41.0±10%       | 67             | 5               | 10             | 0.9            | 220            | 1750  | K    | 1210 |
| VC121030H620 | 30.0                | 21.0                | 41.0±10%       | 67             | 5               | 10             | 1.2            | 280            | 1850  | K    | 1210 |
| VC121030S620 | 30.0                | 21.0                | 41.0±10%       | 67             | 5               | 10             | 1.9            | 300            | 1500  | K    | 1210 |
| VC080531C650 | 31.0                | 25.0                | 39.0±10%       | 65             | 1               | 10             | 0.3            | 80             | 250   | K    | 0805 |
| VC120631M650 | 31.0                | 25.0                | 39.0±10%       | 65             | 1               | 15             | 1.0            | 200            | 500   | K    | 1206 |
| VG121031R650 | 31.0                | 25.0                | 39.0±10%       | 65             | 2.5             | 15             | 1.7            | 300            | 1200  | K    | 1210 |
| VG181231P650 | 31.0                | 25.0                | 39.0±10%       | 65             | 5               | 15             | 3.7            | 800            | 2600  | K    | 1812 |
| VG222031Y650 | 31.0                | 25.0                | 39.0±10%       | 65             | 10              | 15             | 9.6            | 1200           | 6100  | K    | 2220 |
| VC080538C770 | 38.0                | 30.0                | 47.0±10%       | 77             | 1               | 10             | 0.3            | 80             | 200   | K    | 0805 |
| VC120638N770 | 38.0                | 30.0                | 47.0±10%       | 77             | 1               | 15             | 1.1            | 200            | 400   | K    | 1206 |
| VG121038S770 | 38.0                | 30.0                | 47.0±10%       | 77             | 2.5             | 15             | 2.0            | 400            | 1000  | K    | 1210 |
| VG181238U770 | 38.0                | 30.0                | 47.0±10%       | 77             | 5               | 15             | 4.2            | 800            | 1300  | K    | 1812 |
| VG222038Y770 | 38.0                | 30.0                | 47.0±10%       | 77             | 10              | 15             | 12             | 2000           | 4200  | K    | 2220 |
| VG322038J920 | 38.0                | 30.0                | 47.0±10%       | 92             | 10              | 15             | 1.5            | 400            | 2600  | K    | 3220 |
| VC120642L800 | 42.0                | 32.0                | 51.0±10%       | 80             | 1               | 15             | 0.8            | 180            | 600   | K    | 1206 |
| VC120645K900 | 45.0                | 35.0                | 56.0±10%       | 90             | 1               | 15             | 0.6            | 200            | 260   | K    | 1206 |
| VG121045S900 | 45.0                | 35.0                | 56.0±10%       | 90             | 2.5             | 15             | 2              | 300            | 800   | K    | 1210 |
| VG181245U900 | 45.0                | 35.0                | 56.0±10%       | 90             | 5               | 15             | 4.0            | 500            | 1200  | K    | 1812 |
| VG222045Y900 | 45.0                | 35.0                | 56.0±10%       | 90             | 10              | 15             | 12             | 1000           | 5000  | K    | 2220 |
| VC120648D101 | 48.0                | 34.0                | 62.0±10%       | 100            | 1               | 10             | 0.4            | 100            | 225   | K    | 1206 |
| VC121048G101 | 48.0                | 34.0                | 62.0±10%       | 100            | 5               | 10             | 0.9            | 220            | 450   | K    | 1210 |
| VC121048H101 | 48.0                | 34.0                | 62.0±10%       | 100            | 5               | 10             | 1.2            | 250            | 500   | K    | 1210 |
| VC120656F111 | 56.0                | 40.0                | 68.0±10%       | 110            | 1               | 15             | 0.7            | 100            | 180   | K    | 1206 |
| VG121056P111 | 56.0                | 40.0                | 68.0±10%       | 110            | 2.5             | 15             | 2.3            | 250            | 500   | K    | 1210 |
| VG181256U111 | 56.0                | 40.0                | 68.0±10%       | 110            | 5               | 15             | 4.8            | 500            | 800   | K    | 1812 |
| VG222056Y111 | 56.0                | 40.0                | 68.0±10%       | 110            | 10              | 15             | 9              | 1000           | 2000  | K    | 2220 |
| VC121060J121 | 60.0                | 42.0                | 76.0±10%       | 120            | 5               | 10             | 1.5            | 250            | 400   | K    | 1210 |
| VC120665L131 | 65.0                | 50.0                | 82.0±10%       | 135            | 1               | 15             | 0.8            | 100            | 250   | K    | 1206 |
| VC120665M131 | 65.0                | 50.0                | 82.0±10%       | 135            | 1               | 15             | 1.0            | 150            | 250   | K    | 1206 |
| VG121065P131 | 65.0                | 50.0                | 82.0±10%       | 135            | 2.5             | 15             | 2.7            | 350            | 600   | K    | 1210 |
| VG181265U131 | 65.0                | 50.0                | 82.0±10%       | 135            | 5               | 15             | 4.5            | 400            | 600   | K    | 1812 |
| VG222065Y131 | 65.0                | 50.0                | 82.0±10%       | 135            | 10              | 15             | 6.5            | 800            | 3000  | K    | 2220 |
| VC121085S151 | 85.0                | 60.0                | 100±10%        | 150            | 1               | 35             | 2.0            | 250            | 275   | K    | 1210 |
| VG181285U161 | 85.0                | 60.0                | 100±10%        | 165            | 5               | 15             | 4.5            | 400            | 500   | K    | 1812 |
| VG222085Y161 | 85.0                | 60.0                | 100±10%        | 165            | 10              | 15             | 6.8            | 800            | 1500  | K    | 2220 |

|                     |   |                |   |
|---------------------|---|----------------|---|
| V <sub>w</sub> (DC) | DC Working Voltage (V)                              | E <sub>T</sub> | Transient Energy Rating (J, 10x1000μS)                                  |
| V <sub>w</sub> (AC) | AC Working Voltage (V)                              | I <sub>p</sub> | Peak Current Rating (A, 8x20μS)   |
| V <sub>B</sub>      | Typical Breakdown Voltage (V @ 1mA <sub>Vc</sub> )  | Cap            | Typical Capacitance (pF) @ frequency specified and 0.5 V <sub>RMS</sub> |
| V <sub>C</sub>      | Clamping Voltage (V @ I <sub>Vc</sub> )             | Freq           | Frequency at which capacitance is measured (K = 1kHz, M = 1MHz)         |
| I <sub>Vc</sub>     | Test Current for V <sub>C</sub> (A, 8x20μS)         |                |   |
| I <sub>L</sub>      | Maximum Leakage Current at the Working Voltage (μA) |                |   |

# TransGuard®

## AVX Multilayer Ceramic Transient Voltage Suppressors

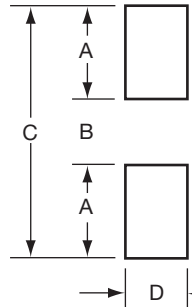


### DIMENSIONS: mm (inches)

| AVX Style         |             | 0402                       | 0603                       | 0805                       | 1206   | 1210                       | 1812                       | 2220                       | 3220                       |
|-------------------|-------------|----------------------------|----------------------------|----------------------------|--|----------------------------|----------------------------|----------------------------|----------------------------|
| (L) Length        | mm<br>(in.) | 1.00±0.10<br>(0.040±0.004) | 1.60±0.15<br>(0.063±0.006) | 2.01±0.20<br>(0.079±0.008) | 3.20±0.20<br>(0.126±0.008)   | 3.20±0.20<br>(0.126±0.008) | 4.50±0.30<br>(0.177±0.012) | 5.70±0.40<br>(0.224±0.016) | 8.20±0.40<br>(0.323±0.016) |
| (W) Width         | mm<br>(in.) | 0.50±0.10<br>(0.020±0.004) | 0.80±0.15<br>(0.031±0.006) | 1.25±0.20<br>(0.049±0.008) | 1.60±0.20<br>(0.063±0.008)   | 2.49±0.20<br>(0.098±0.008) | 3.20±0.30<br>(0.126±0.012) | 5.00±0.40<br>(0.197±0.016) | 5.00±0.40<br>(0.197±0.016) |
| (T) Max Thickness | mm<br>(in.) | 0.6<br>(0.024)             | 0.9<br>(0.035)             | 1.02<br>(0.040)            | 1.02 (0.040)<br>1.27 (0.050) <sup>1)</sup><br>1.70 (0.067) <sup>2)</sup> | 1.70<br>(0.067)            | 2.00<br>(0.080)            | 2.50<br>(0.098)            | 2.50 max.<br>(0.098 max.)  |
| (t) Land Length   | mm<br>(in.) | 0.25±0.15<br>(0.010±0.006) | 0.35±0.15<br>(0.014±0.006) | 0.71 max.<br>(0.028 max.)  | 0.94 max.<br>(0.037 max.)  | 1.14 max.<br>(0.045 max.)  | 1.00 max.<br>(0.039 max.)  | 1.00 max.<br>(0.039 max.)  | 1.30 max.<br>(0.051 max.)  |

1) Applicable for: VC120618E380

2) Applicable for: VC120626F540, VC120631M650, VC120638N770, VC120642L800, VC120645K900, VC120656F111, VC120660M131



### SOLDERING PAD: mm (inches)

| Pad Layout | 0402         | 0603         | 0805         | 1206         | 1210         | 1812         | 2220         | 3220          |
|------------|--------------|--------------|--------------|--------------|--------------|--------------|--------------|---------------|
| A          | 1.61 (0.024) | 0.89 (0.035) | 1.02 (0.040) | 1.02 (0.040) | 1.02 (0.040) | 1.00 (0.039) | 1.00 (0.039) | 2.21 (0.087)  |
| B          | 1.51 (0.020) | 0.76 (0.030) | 1.02 (0.040) | 2.03 (0.080) | 2.03 (0.080) | 3.60 (0.142) | 4.60 (0.18)  | 5.79 (0.228)  |
| C          | 1.70 (0.067) | 2.54 (0.100) | 3.05 (0.120) | 4.06 (0.160) | 4.06 (0.160) | 5.60 (0.220) | 6.60 (0.26)  | 10.21 (0.402) |
| D          | 1.51 (0.020) | 0.76 (0.030) | 1.27 (0.050) | 1.65 (0.065) | 2.54 (0.100) | 3.00 (0.118) | 5.00 (0.20)  | 5.50 (0.217)  |

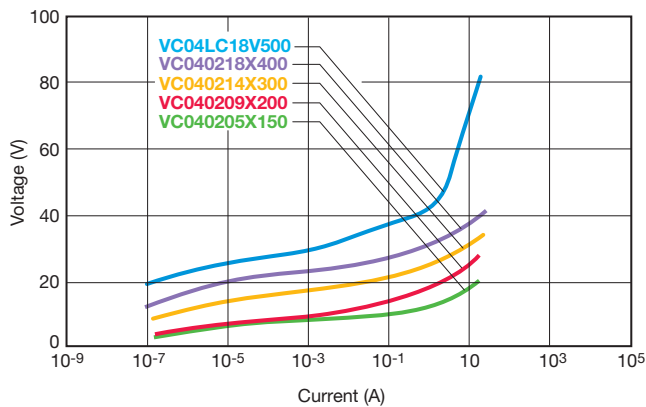
# TransGuard®

## AVX Multilayer Ceramic Transient Voltage Suppressors

### TYPICAL PERFORMANCE CURVES (0402 CHIP SIZE)

#### VOLTAGE/CURRENT CHARACTERISTICS

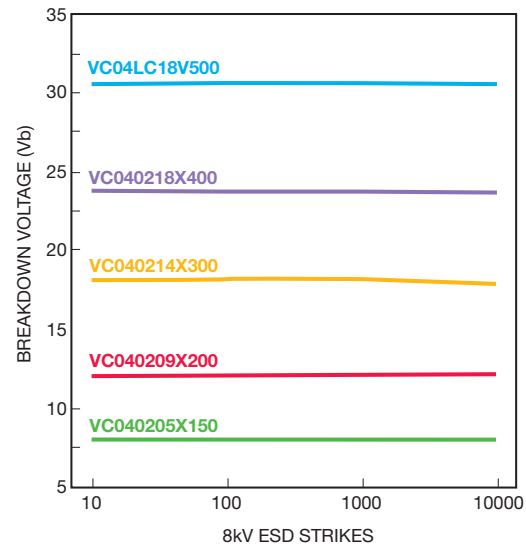
Multilayer construction and improved grain structure result in excellent transient clamping characteristics up to 20 amps peak current, while maintaining very low leakage currents under DC operating conditions. The VI curves below show the voltage/current characteristics for the 5.6V, 9V, 14V, 18V and low capacitance StaticGuard parts with currents ranging from parts of a micro amp to tens of amps.



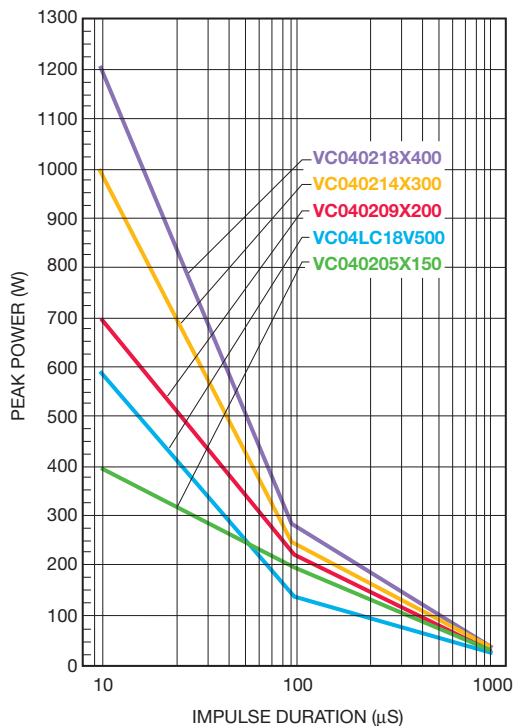
#### PULSE DEGRADATION

Traditionally varistors have suffered degradation of electrical performance with repeated high current pulses resulting in decreased breakdown voltage and increased leakage current. It has been suggested that irregular intergranular boundaries and bulk material result in restricted current paths and other non-Schottky barrier paralleled conduction paths in the ceramic. Repeated pulsing of TransGuard® transient voltage suppressors with 150Amp peak 8 x 20µS waveforms shows negligible degradation in breakdown voltage and minimal increases in leakage current.

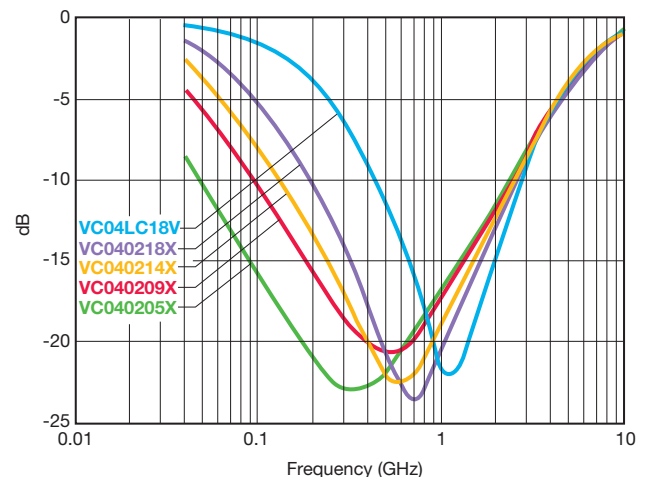
#### ESD TEST OF 0402 PARTS



#### PEAK POWER VS PULSE DURATION



#### INSERTION LOSS CHARACTERISTICS

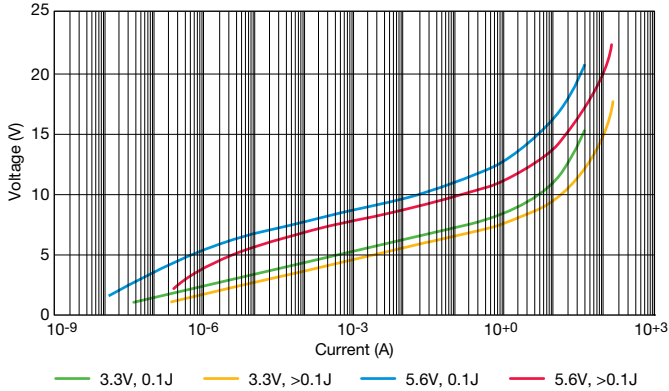


### TYPICAL PERFORMANCE CURVES (0603, 0805, 1206 & 1210 CHIP SIZES)

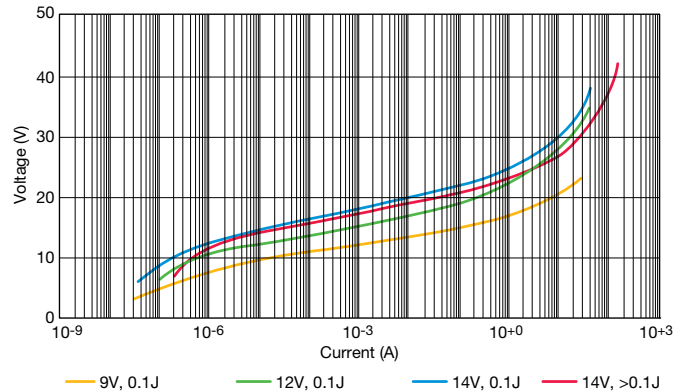
#### VOLTAGE/CURRENT CHARACTERISTICS

Multilayer construction and improved grain structure result in excellent transient clamping characteristics up to 500 amps peak current, depending on case size and energy rating, while maintaining very low leakage currents under DC operating conditions. The VI curve below shows the voltage/current characteristics for the 3.3V, 5.6V, 12V, 14V, 18V, 26V, 30V, 48V and 60VDC parts with currents ranging from parts of a micro amp to tens of amps.

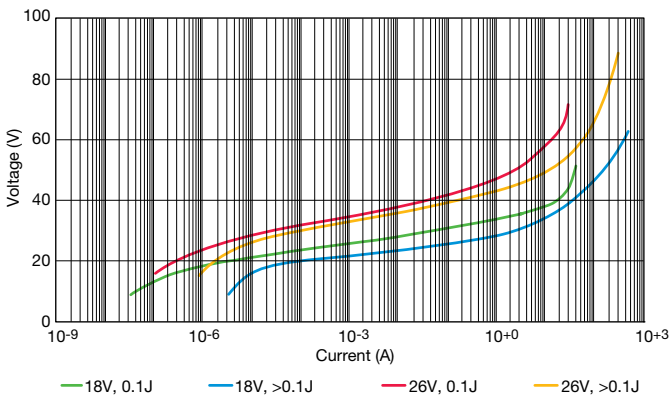
**VI Curves - 3.3V and 5.6V Products**



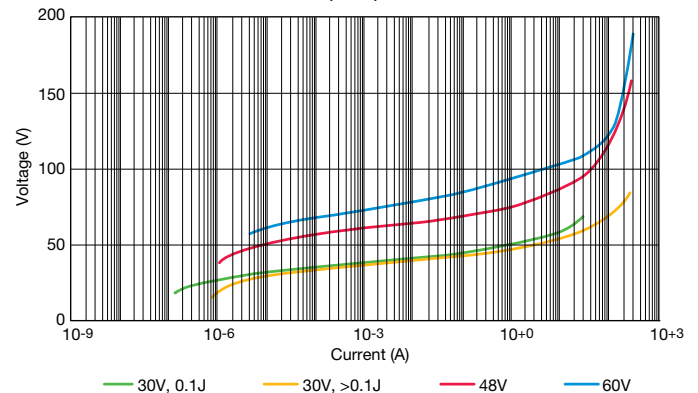
**VI Curves - 9V, 12V, and 14V Products**



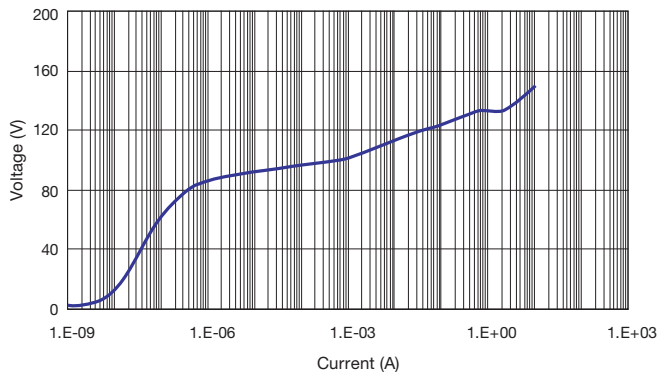
**VI Curves - 18V and 26V Products**



**VI Curves - 30V, 48V, and 60V Products**



**VI Curve - 85V Product**

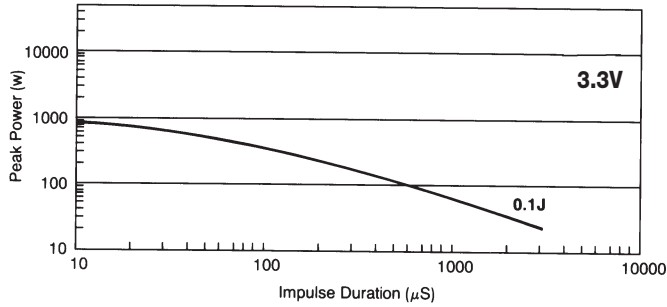


# TransGuard<sup>®</sup>

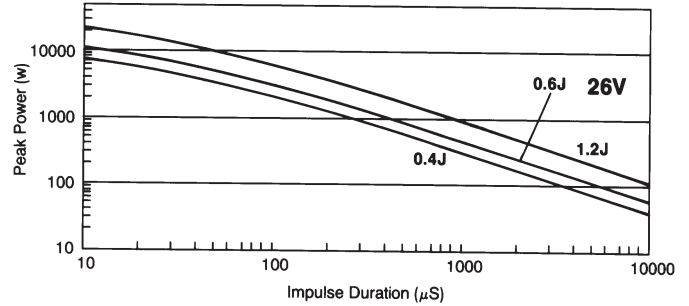
## AVX Multilayer Ceramic Transient Voltage Suppressors

### TYPICAL PERFORMANCE CURVES (0603, 0805, 1206 & 1210 CHIP SIZES)

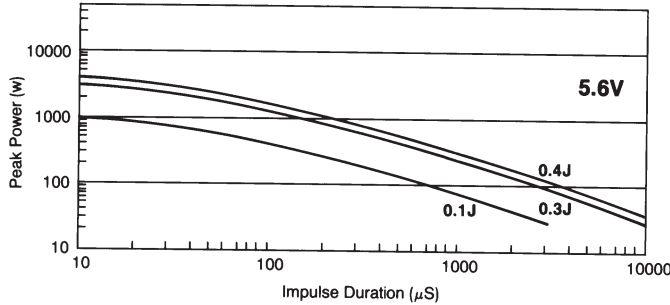
TYPICAL PULSE RATING CURVE  
3.3V MULTILAYER TRANSGUARD<sup>®</sup>



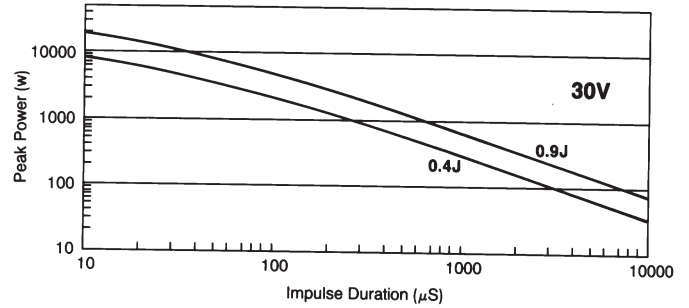
TYPICAL PULSE RATING CURVE  
26V MULTILAYER TRANSGUARD<sup>®</sup>



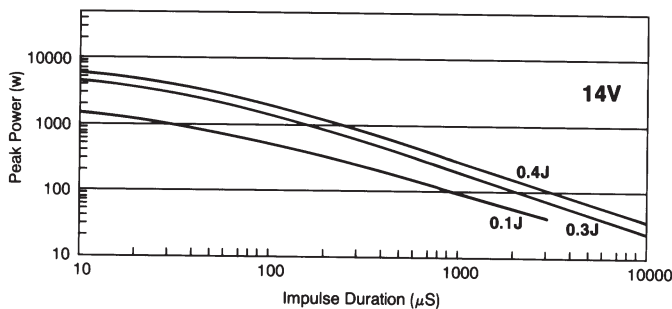
TYPICAL PULSE RATING CURVE  
5.6V MULTILAYER TRANSGUARD<sup>®</sup>



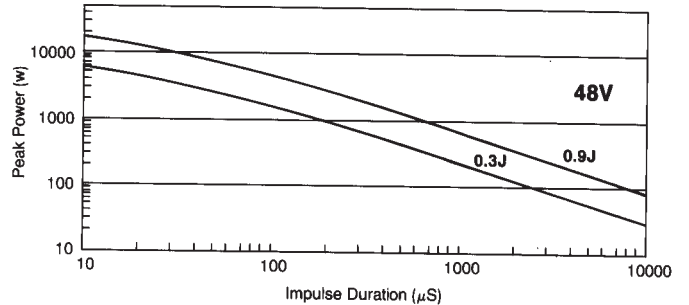
TYPICAL PULSE RATING CURVE  
30V MULTILAYER TRANSGUARD<sup>®</sup>



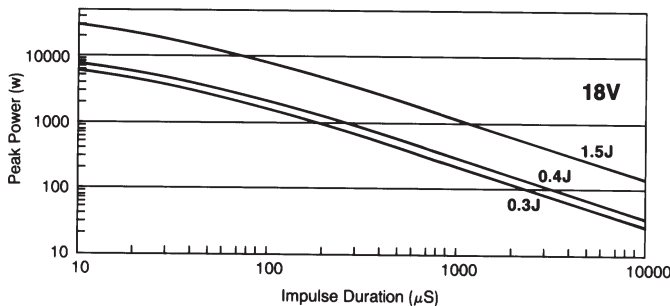
TYPICAL PULSE RATING CURVE  
14V MULTILAYER TRANSGUARD<sup>®</sup>



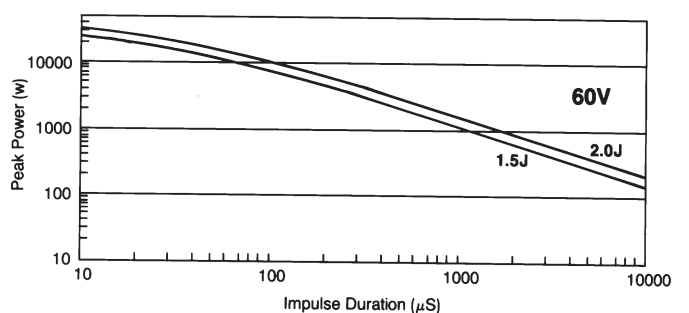
TYPICAL PULSE RATING CURVE  
48V MULTILAYER TRANSGUARD<sup>®</sup>



TYPICAL PULSE RATING CURVE  
18V MULTILAYER TRANSGUARD<sup>®</sup>



TYPICAL PULSE RATING CURVE  
60V MULTILAYER TRANSGUARD<sup>®</sup>

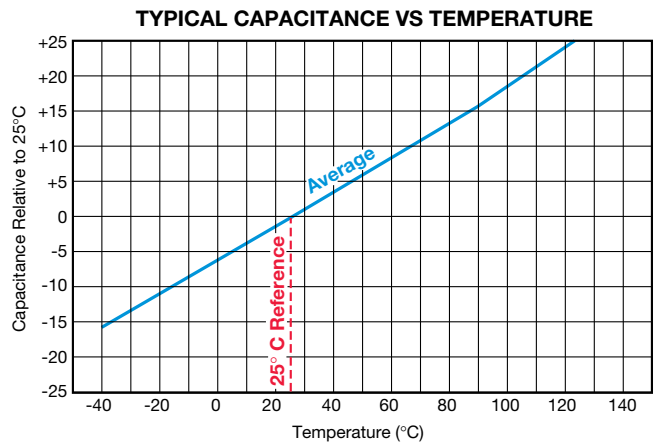
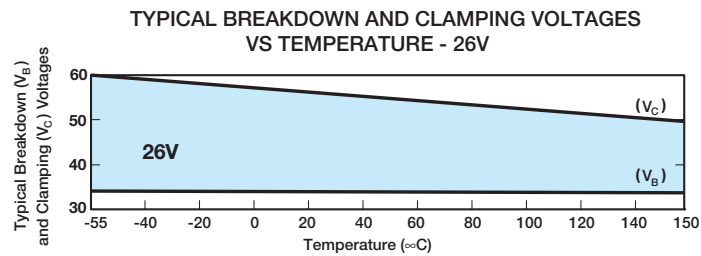
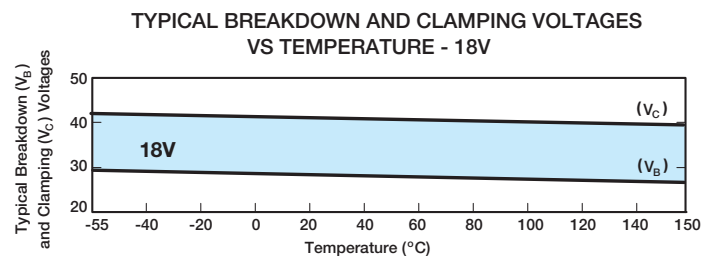
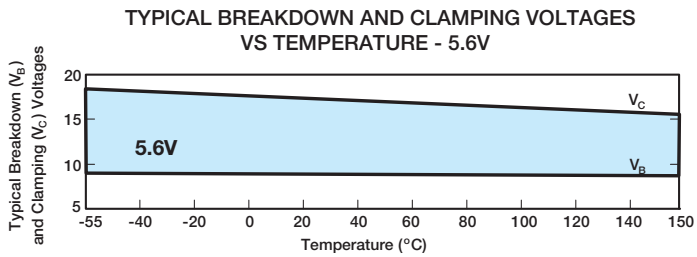
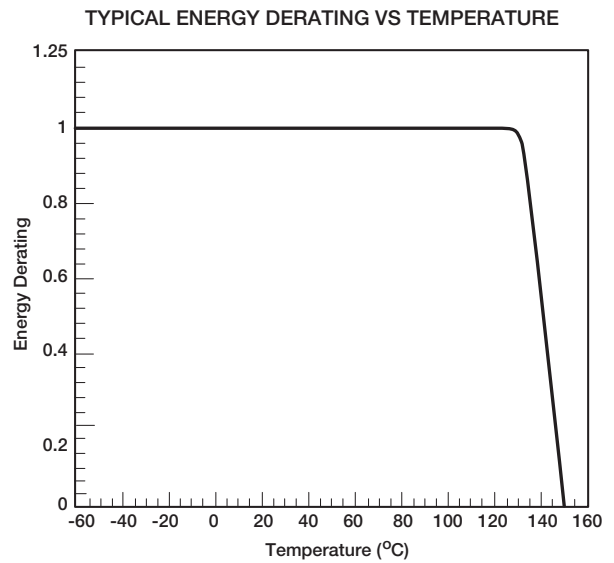
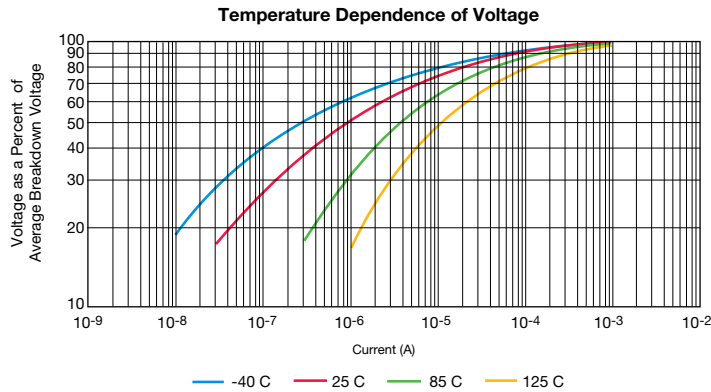




### TYPICAL PERFORMANCE CURVES (0603, 0805, 1206 & 1210 CHIP SIZES)

#### TEMPERATURE CHARACTERISTICS

TransGuard® suppressors are designed to operate over the full temperature range from -55°C to +125°C. This operating temperature range is for both surface mount and axial leaded products.



# TransGuard®

## AVX Multilayer Ceramic Transient Voltage Suppressors

### TYPICAL PERFORMANCE CURVES (0603, 0805, 1206 & 1210 CHIP SIZES)

#### PULSE DEGRADATION

Traditionally varistors have suffered degradation of electrical performance with repeated high current pulses resulting in decreased breakdown voltage and increased leakage current. It has been suggested that irregular intergranular boundaries and bulk material result in restricted current paths and other non-Schottky barrier paralleled conduction paths in the ceramic. Repeated pulsing of

both 5.6 and 14V TransGuard® transient voltage suppressors with 150 Amp peak 8 x 20µs waveforms shows negligible degradation in breakdown voltage and minimal increases in leakage current. The plots of typical breakdown voltage vs number of 150A pulses are shown below.

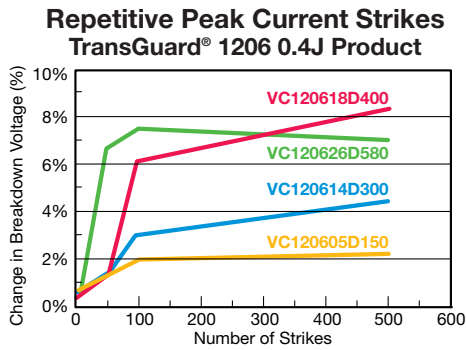


Figure 1

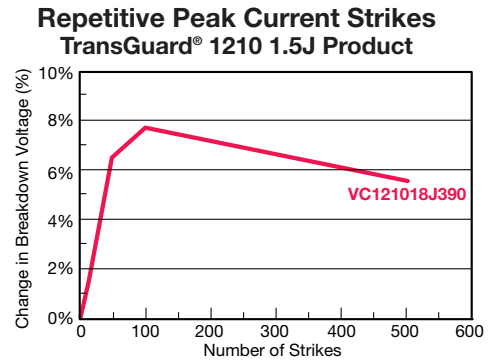


Figure 3

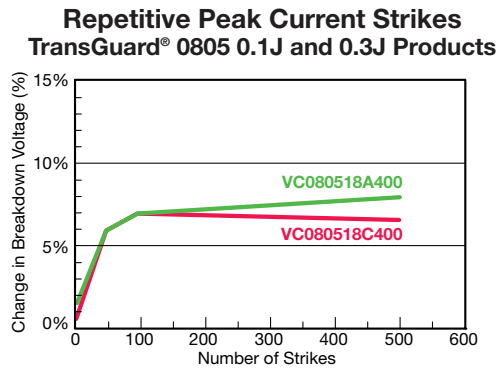


Figure 2

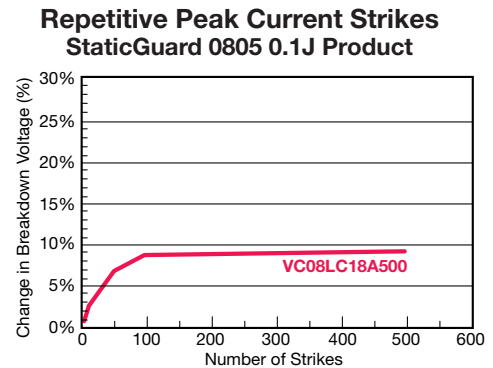
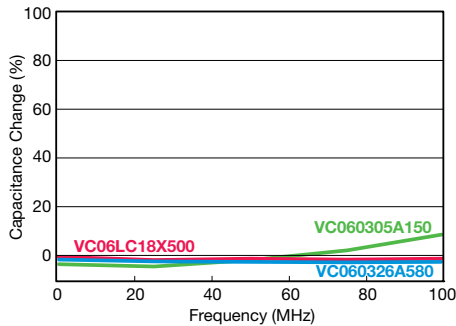


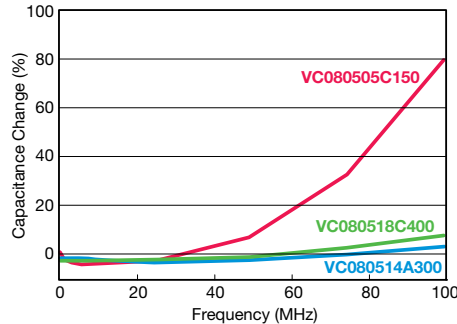
Figure 4

#### CAPACITANCE/FREQUENCY CHARACTERISTICS

TransGuard® Capacitance vs Frequency 0603



TransGuard® Capacitance vs Frequency 0805



TransGuard® Capacitance vs Frequency 1206

