

## 阅读申明

- 1.本站收集的数据手册和产品资料都来自互联网，版权归原作者所有。如读者和版权方有任何异议请及时告之，我们将妥善解决。
- 2.本站提供的中文数据手册是英文数据手册的中文翻译，其目的是协助用户阅读，该译文无法自动跟随原稿更新，同时也可能存在翻译上的不当。建议读者以英文原稿为参考以便获得更精准的信息。
- 3.本站提供的产品资料，来自厂商的技术支持或者使用者的心得体会等，其内容可能存在描述上的差异，建议读者做出适当判断。
- 4.如需与我们联系，请发邮件到marketing@iczoom.com，主题请标有“数据手册”字样。

## Read Statement


1. The datasheets and other product information on the site are all from network reference or other public materials, and the copyright belongs to the original author and original published source. If readers and copyright owners have any objections, please contact us and we will deal with it in a timely manner.
2. The Chinese datasheets provided on the website is a Chinese translation of the English datasheets. Its purpose is for reader's learning exchange only and do not involve commercial purposes. The translation cannot be automatically updated with the original manuscript, and there may also be improper translations. Readers are advised to use the English manuscript as a reference for more accurate information.
3. All product information provided on the website refer to solutions from manufacturers' technical support or users the contents may have differences in description, and readers are advised to take the original article as the standard.
4. If you have any questions, please contact us at marketing@iczoom.com and mark the subject with "Datasheets" .

## AVX Ultra-low Capacitance Multilayer Varistors ESD Protection for any Circuit Sensitive to Capacitance

### GENERAL DESCRIPTION

AVX offers ultra-low capacitance ESD protection in the Sub 1pF range for use in circuits that are sensitive to capacitance. The Sub pF Varistor (SPV) is available in 0.8pF and 0.4pF capacitance values in a compact 0402 low profile package. SPV devices provide excellent response time to ESD strikes to protect sensitive circuits from over voltage conditions.

The development of new information processing technologies call for ever increasing digital system speeds. Higher speeds necessitate the use of ultra-low capacitance values in order to minimize signal distortion.



### FEATURES

- High Reliability
- Capacitance <1pF
- Bi-Directional protection
- Fastest response time to ESD strikes
- Multi-strike capability
- Low insertion loss
- Low profile 0402 case size

### APPLICATIONS

- Antennas
- Optics
- HDMI
- RF circuits
- FlexRay
- Portable devices
- Analog sensors
- Any circuit sensitive to capacitance

### HOW TO ORDER

VC	H4	AG	10	OR8	M	A	T	W	A
<b>Varistor Chip</b>	<b>Chip Size</b>	<b>Varistor Series</b>	<b>Working Voltage</b>	<b>Capacitance</b>	<b>Tolerance</b>	<b>N/A</b>	<b>Termination</b>	<b>Reel Size</b>	<b>Reel Quantity</b>
	H2 = 0201 H4 = Thin 0402	AntennaGuard	10 = 10V 15 = 15V 18 = 18V	OR8 = 0.8pF OR7 = 0.7pF OR4 = 0.47pF	M = ±20%		T = Ni/Sn	W = 7"	A = 10k

### ANTENNAGUARD CATALOG PART NUMBERS/ELECTRICAL VALUES

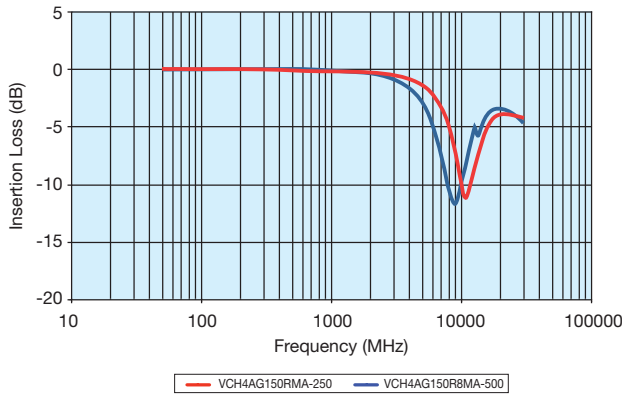
AVX Part Number	V <sub>w</sub> (DC)	V <sub>B</sub>	I <sub>L</sub>	Cap	Cap Tolerance	3db Freq (MHz)	Case Size
VCH4AG100R8MA	≤10	125	<10 nA	0.8	±20%	5800	LP 0402
VCH4AG150R8MA	≤15	125	<10 nA	0.8	±20%	5800	LP 0402
VCH4AG150R4MA	≤15	135	<100 nA	0.47	±20%	6700	LP 0402
VCH2AG180R7MA	≤18	135	<5μA	0.7	±20%	10800	0201

- V<sub>w</sub>(DC) DC Working Voltage (V)  
 V<sub>B</sub> Typical Breakdown Voltage (V @ 1mA<sub>DC</sub>)  
 I<sub>L</sub> Typical leakage current at the working voltage  
 Cap Typical capacitance (pF) @ frequency specified and 0.5V<sub>RMS</sub>  
 Freq Frequency at which capacitance is measured (M = 1MHz)

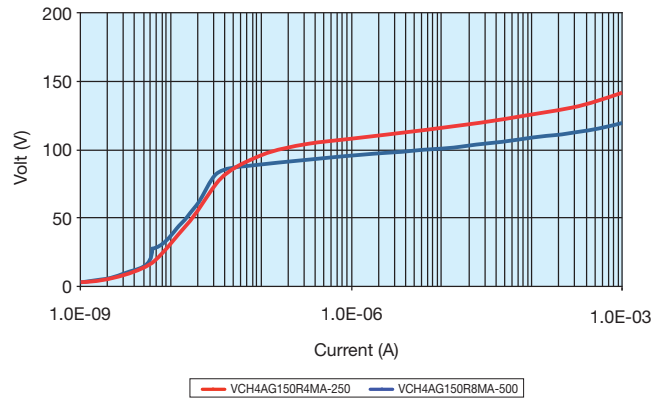


## AVX Ultra-low Capacitance Multilayer Varistors ESD Protection for any Circuit Sensitive to Capacitance

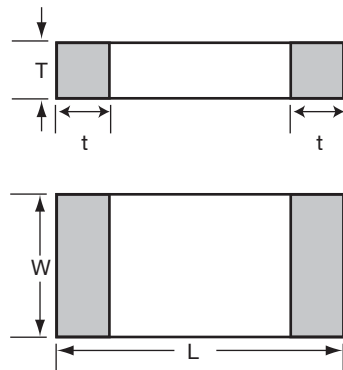
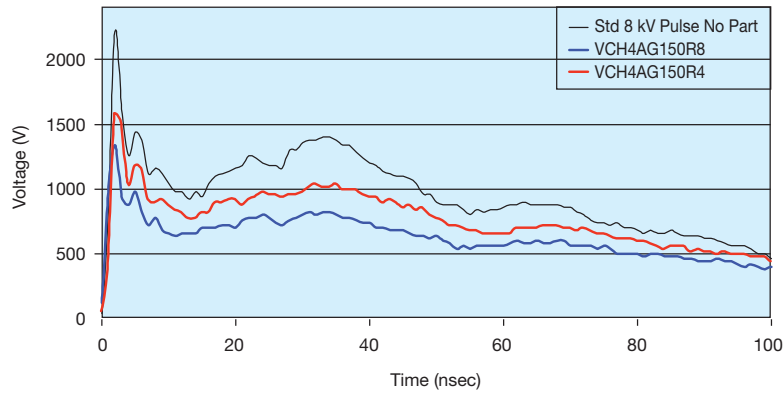
S21 Transmission Characteristics -SPV



V/I Curve - SPV



ESD Wave Absorption Characteristics



mm (inches)

Size (EIA)	0402
Length (L)	1.00 ±0.10 (0.040 ± 0.004)
Width (W)	0.50 ±0.10 (0.020 ±0.004)
Max Thickness (T)	0.35 (0.014)
Terminal (t)	0.25±0.15 (0.010±0.006)