

阅读申明

- 1.本站收集的数据手册和产品资料都来自互联网，版权归原作者所有。如读者和版权方有任何异议请及时告之，我们将妥善解决。
- 2.本站提供的中文数据手册是英文数据手册的中文翻译，其目的是协助用户阅读，该译文无法自动跟随原稿更新，同时也可能存在翻译上的不当。建议读者以英文原稿为参考以便获得更精准的信息。
- 3.本站提供的产品资料，来自厂商的技术支持或者使用者的心得体会等，其内容可能存在描述上的差异，建议读者做出适当判断。
- 4.如需与我们联系，请发邮件到marketing@iczoom.com，主题请标有“数据手册”字样。

Read Statement

1. The datasheets and other product information on the site are all from network reference or other public materials, and the copyright belongs to the original author and original published source. If readers and copyright owners have any objections, please contact us and we will deal with it in a timely manner.
2. The Chinese datasheets provided on the website is a Chinese translation of the English datasheets. Its purpose is for reader's learning exchange only and do not involve commercial purposes. The translation cannot be automatically updated with the original manuscript, and there may also be improper translations. Readers are advised to use the English manuscript as a reference for more accurate information.
3. All product information provided on the website refer to solutions from manufacturers' technical support or users the contents may have differences in description, and readers are advised to take the original article as the standard.
4. If you have any questions, please contact us at marketing@iczoom.com and mark the subject with "Datasheets" .



GN1406 Quad Multi-rate Retiming Redriver GN1407 Quad Channel Redriver

FEATURES: GN1406

- Multi-rate operation (retimer enabled): 2.5Gb/s, 3.125Gb/s, 5Gb/s, or 6.25Gb/s
- Multi-rate operation (retimer bypassed): 1.25Gb/s to 8Gb/s
- Low power dissipation - 100mW per channel
- High input jitter tolerance
- Low output jitter
- Programmable high gain input equalization
- Programmable output de-emphasis
- Independent channel operation
- Low latency (< 3 bit period)
- On-chip channel diagnostics
- Independent channel operation
- I²C control interface

GENERAL DESCRIPTION

The GN1406 is a quad retiming redriver designed for 2.5Gb/s and 5.0Gb/s or 3.125Gb/s and 6.25Gb/s high-speed data. The GN1406 extends the reach and robustness of high-speed serial links by compensating for losses in the transmission medium and resetting the jitter budget.

The GN1407 is a quad channel redriver designed for 1.25Gb/s to 8Gb/s high-speed data. It extends the reach and robustness of high-speed serial links by compensating for loss in the transmission medium.

Both the GN1406 and GN1407 support independent channel configuration enabling host design flexibility and channel customization. The GN1406 and GN1407 are pin compatible.

APPLICATIONS

- PCI Express Gen1, Gen2, Gen3 copper and optical interconnect
- Infiniband SDR / DDR
- IEEE 10GBASE-CX4, 10GBASE-LX4, 10GBASE-KX4
- High-speed line card and backplane communication
- Parallel optics (QSFP, SNAP-12, POP-4)
- SAS/SATA
- RapidIO

GN1407

- Multi-rate operation from 1.25Gb/s to 8Gb/s
- Low power dissipation - 70mW per channel
- Programmable high gain input equalization
- On-chip channel diagnostics
- Independent channel operation
- I²C control interface
- Low latency (< 1 bit period)

EXTEND THE REACH OF PCI EXPRESS®

- GN1406: Multiprotocol quad retiming redriver
- GN1407: Multiprotocol quad redriver
- Support for:
 - Gen 1, Gen 2 and Gen 3 applications
 - Infiniband SDR/DDR
 - 10GbE
 - High-speed line card and backplane communication
- GN1406 consumes only 100mW per channel
- GN1407 consumes only 70mW per channel
- 8mm x 8mm 56 pin QFN (pin compatible)
- Protocol transparent

Figure A: Typical application GN1406

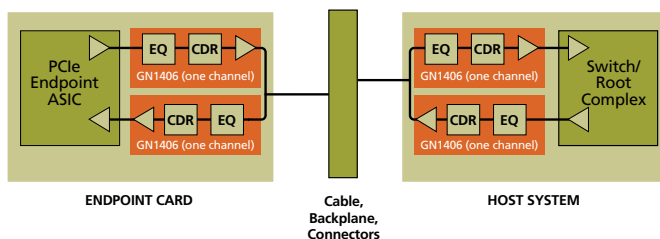
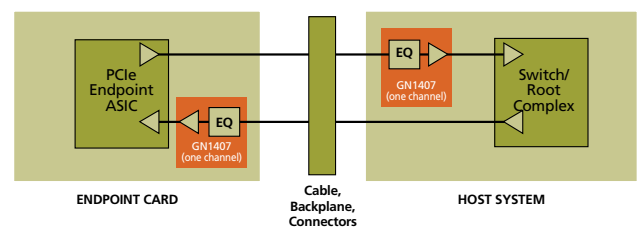
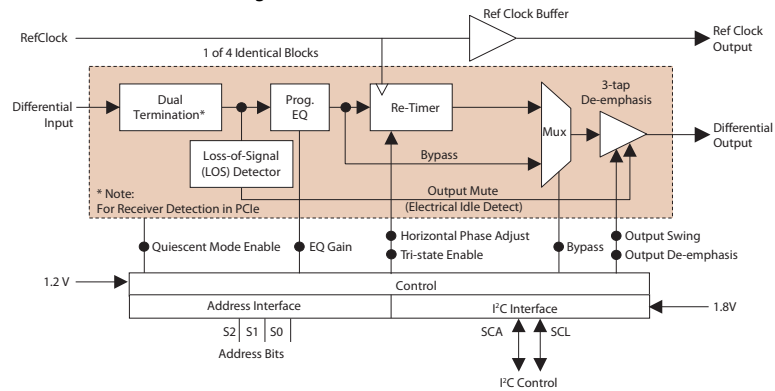


Figure B: Typical application GN1407

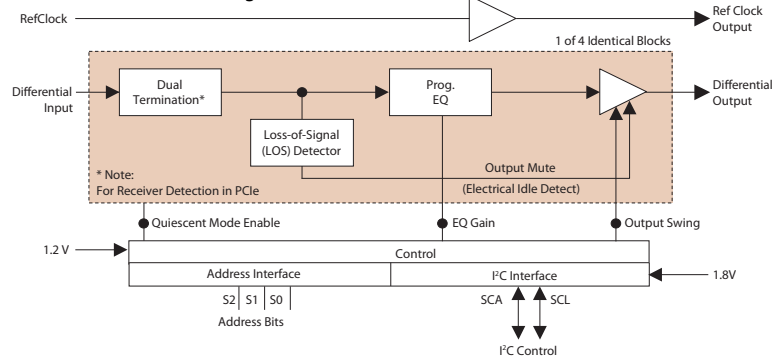


	GN1406	GN1407
Number of Lanes	4	4
Data Rate Support (Gb/s)	Retimed: 2.5, 3, 1.25, 5, 6, 25 Equalizer Only: 1.25-8Gb/s	1.25-8Gb/s
Power Consumption (per channel)	Retimed: 100mW Equalizer Only: 70mW	70mW
Jitter Compensation	Transmitter & Channel Deterministic & Random Jitter	Channel Deterministic Jitter
Protocol Transparent	✓	✓
Electrical Idle Preservation	✓	✓
Spread Spectrum Clocking	✓	✓
Individual Channel Control and Monitoring	✓	✓
Supports Receiver Detection by Dual Input Termination	✓	✓
Output De-emphasis	✓	✓
Configuration Through Micro-Controller or EEPROM	✓	✓
I ² C Interface	✓	✓
8x8 QFN	✓	✓

GN1406: Channel Block Diagram



GN1407: Channel Block Diagram



LEARN MORE:

URL: WWW.GENNUM.COM

EMAIL: INFO@GENNUM.COM

PHONE: (905) 632-2996