

阅读申明

- 1.本站收集的数据手册和产品资料都来自互联网，版权归原作者所有。如读者和版权方有任何异议请及时告之，我们将妥善解决。
- 2.本站提供的中文数据手册是英文数据手册的中文翻译，其目的是协助用户阅读，该译文无法自动跟随原稿更新，同时也可能存在翻译上的不当。建议读者以英文原稿为参考以便获得更精准的信息。
- 3.本站提供的产品资料，来自厂商的技术支持或者使用者的心得体会等，其内容可能存在描述上的差异，建议读者做出适当判断。
- 4.如需与我们联系，请发邮件到marketing@iczoom.com，主题请标有“数据手册”字样。

Read Statement

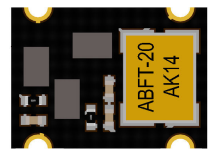
1. The datasheets and other product information on the site are all from network reference or other public materials, and the copyright belongs to the original author and original published source. If readers and copyright owners have any objections, please contact us and we will deal with it in a timely manner.
2. The Chinese datasheets provided on the website is a Chinese translation of the English datasheets. Its purpose is for reader's learning exchange only and do not involve commercial purposes. The translation cannot be automatically updated with the original manuscript, and there may also be improper translations. Readers are advised to use the English manuscript as a reference for more accurate information.
3. All product information provided on the website refer to solutions from manufacturers' technical support or users the contents may have differences in description, and readers are advised to take the original article as the standard.
4. If you have any questions, please contact us at marketing@iczoom.com and mark the subject with "Datasheets".

Frequency Translator / Jitter Attenuator

ABFT



RoHS
Compliant



5.00 x 7.00 x 2.0mm

Moisture Sensitivity Level (MSL)–This product is not Moisture Sensitive MSL = N/A: Not Applicable

FEATURES:

- 5x7x2 mm SMT, RoHS Compliant reflow-able package
- Frequency translation to either 20MHz or 40MHz carrier @ +3.3V Supply Voltage
- Industrial operating temperature range (-40°C to +85°C)
- LVCMOS Output
- Internal absolute pull range > ±100 ppm allowing for long term drift correction

APPLICATIONS:

- Frequency translation, clock smoothing and jitter attenuation of the input 10MHz reference
- Datacom - DSLAM, DSLAR, Access Nodes
- Cable modem head end
- Base Station - GSM, CDMA
- Telecom - SONET/SDH/ATM

GENERAL DESCRIPTION

The ABFT series is an Ultra Low Jitter VCXO based frequency translator; ideally suited to improve Jitter characteristics of the input signal. This device is designed to provide input clock smoothing - while providing Phase and Frequency Locked higher frequency translated output.

Typical application will take a 10MHz reference frequency and phase & frequency lock it to either a 20MHz or a 40MHz Low Jitter VCXO. The implemented technology significantly attenuates the jitter content of the 10MHz reference signal; while keeping the higher frequency RF Output - Frequency and Phase Coherent with the input 10MHz reference signal.

STANDARD SPECIFICATIONS:

Parameters	Minimum	Typical	Maximum	Units	Notes
Resonant Frequency		20.000 <i>Or</i> 40.00		MHz	See options
Operating Temperature	-40		+85	°C	
Storage Temperature	-40		+85	°C	
Supply Voltage (V _{dd})	3.135	3.3	3.465	V	3.3V±5%
Input Signal Characteristics					Input signal must be with-in ±20.00 ppm from 10.00MHz carrier for the ABFT device to achieve lock
Frequency Signal level	9.999800 0.300	10.000000	10.000200 3.3	MHz Vp-p	
Lock Time		< 20	50	ms	
Frequency Stability Over Temperature (Note # 1)	-25.00		+25.00	ppb	Referenced to the stable input reference of 10.00MHz (such as a Stratum-III TCXO or an OCXO)
Internal Frequency Pull Range	±100.00			ppm	This is the internal pull range of the ABFT device providing sufficient correction range to account for internal aging, stand-alone temperature variation, etc.
Supply Current (I _{DD})		< 14.0	20.00	mA	Under Lock
RF output Characteristics					
Output Load:			15 10	pF kΩ	
Rise Time (Tr)		853	1200	ps	
Fall Time (Tf)		526	1200	ps	
Symmetry		48/52	55	%	
Output Voltage (V _{OH})	45			V	@1/2V _{dd}
Output Voltage (V _{OL})	0.9*V _{dd}		0.1*V _{dd}	V	
Stand alone Aging (Note # 2)	-5.0		+5.0	ppm	@+25°C First year
	-12.0		+12.0		@+25°C After 10 years

(Note # 1): The frequency stability over temperature of the ABFT device is greatly dependant on the short term perturbations of the input reference signal.

(Note # 2): The Aging characteristics of the Quartz used inside the ABFT solution are such that, the stand-alone aging will not exceed ±12.00 ppm over a 10-year product life; referenced to the initial measured frequency post reflow in end application

ABRACON IS
ISO9001:2008
CERTIFIED



ABRACON
CORPORATION

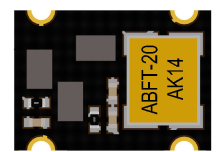
Visit www.abracon.com for Terms & Conditions of Sale **Revised: 03.01.12**
30332 Esperanza, Rancho Santa Margarita, California 92688
tel 949-546-8000 | fax 949-546-8001 | www.abracon.com

Frequency Translator / Jitter Attenuator

ABFT



RoHS
Compliant

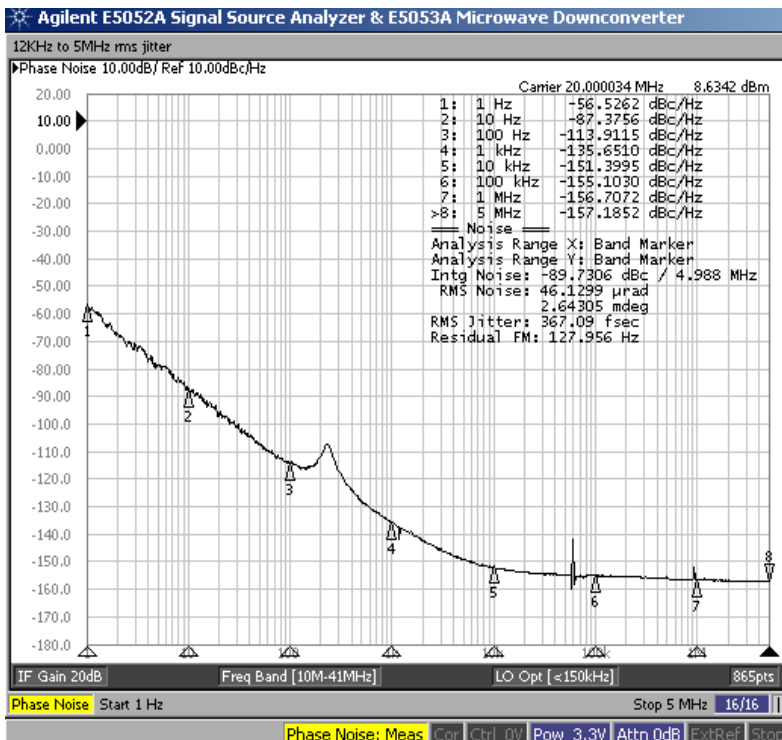


5.00 x 7.00 x 2.0mm

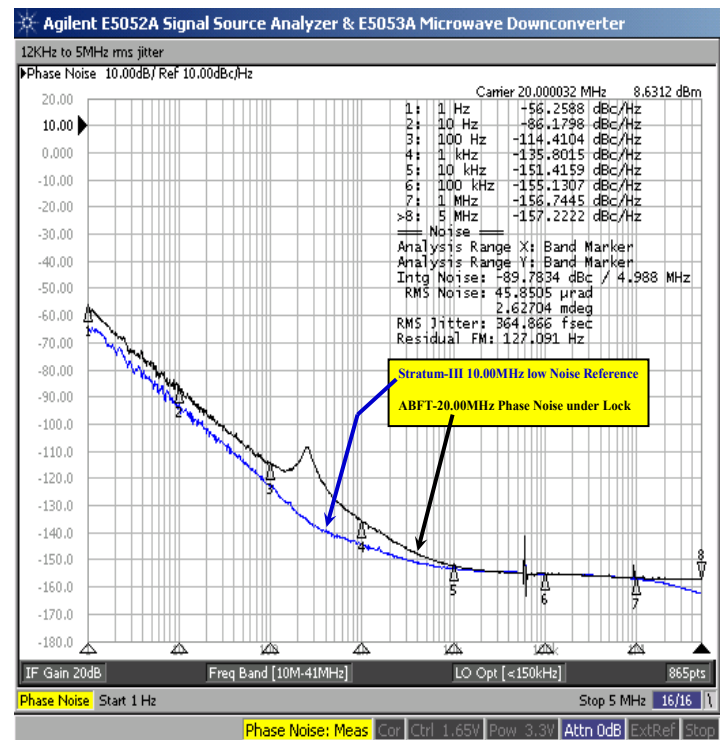
Parameters	Minimum	Typical	Maximum	Units	Notes
Phase Noise @ 20MHz carrier					Close to the carrier phase noise is dependent on the cleanliness of the input reference. However, at 1kHz offset and beyond, ABFT phase noise is practically independent of the input reference noise
1Hz offset from the carrier		-56		dBc/Hz	
10Hz offset from the carrier		-87			
100Hz offset from the carrier		-113			
1,000Hz offset from the carrier		-135	-130		
10,000Hz offset from the carrier		-151	-145		
100,000Hz offset from the carrier		-155	-150		
1,000,000Hz offset from the carrier		-156	-150		
5,000,000Hz offset from the carrier		-157	-155		

PHASE NOISE

Phase Noise under lock (ABFT-20.00MHz with input connected to a low noise, stable 10.00MHz Stratum-III reference signal)



Detailed Comparative Phase Noise Plot (Stratum-III 10.0MHz as Reference)



ABRACON IS
ISO9001:2008
CERTIFIED



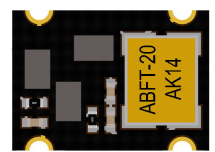
Visit www.abracon.com for Terms & Conditions of Sale **Revised: 03.01.12**
30332 Esperanza, Rancho Santa Margarita, California 92688
tel 949-546-8000 | fax 949-546-8001 | www.abracon.com

Frequency Translator / Jitter Attenuator

ABFT



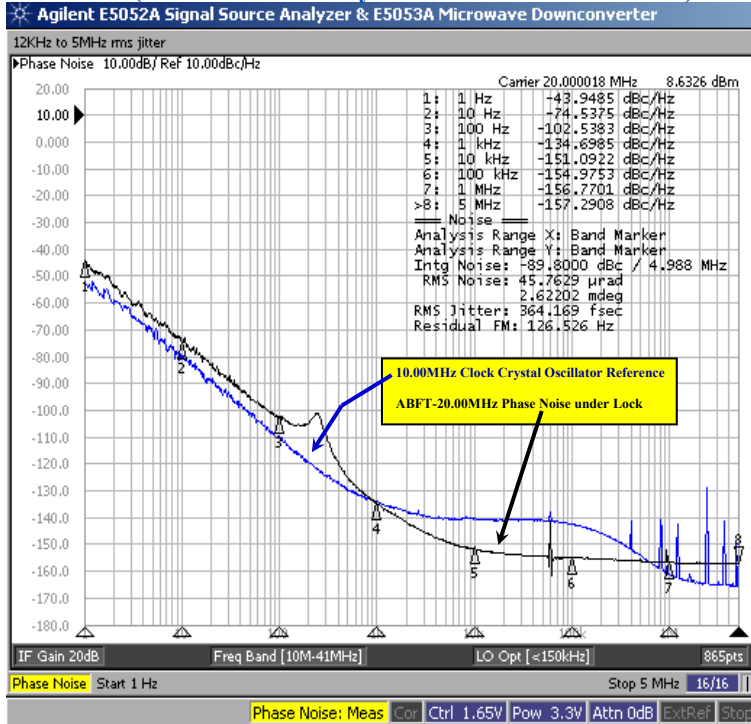
RoHS
Compliant



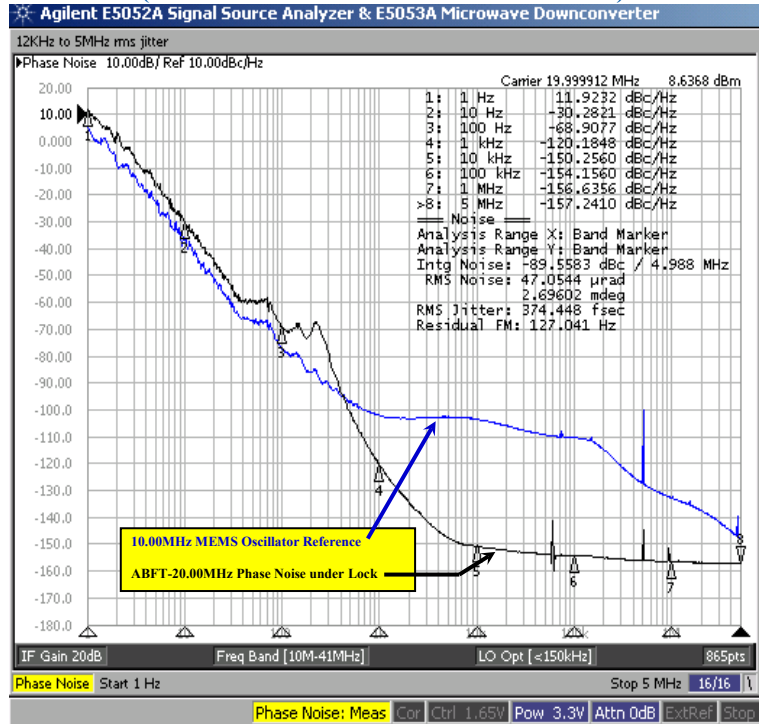
5.00 x 7.00 x 2.0mm

PHASE NOISE

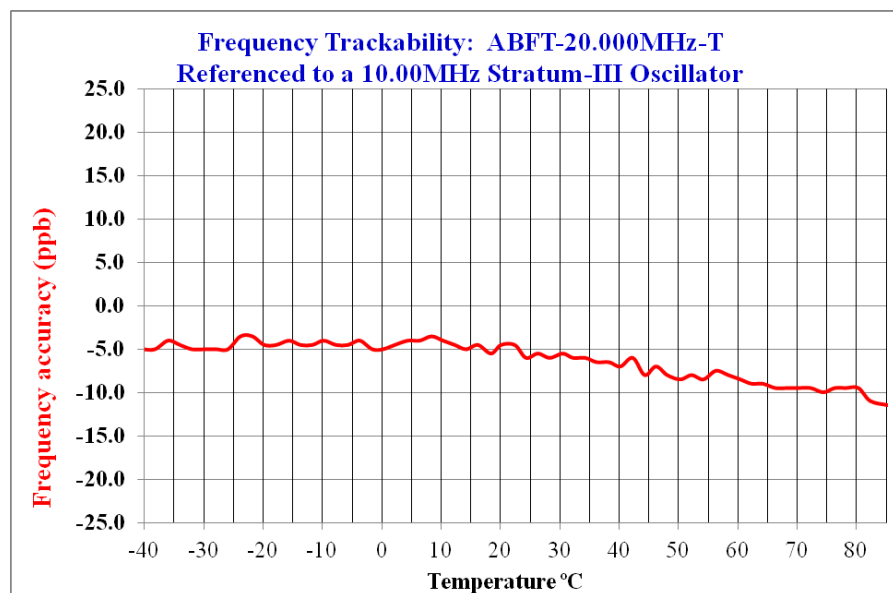
Detailed Comparative Phase Noise Plot (10.0MHz Clock Crystal Oscillator as Reference)



Detail Comparative Phase Noise Plot (10.0MHz MEMS Oscillator as Reference)



FREQUENCY TRACKING OVER TEMPERATURE



ABRACON IS
ISO9001:2008
CERTIFIED



Visit www.abracon.com for Terms & Conditions of Sale
30332 Esperanza, Rancho Santa Margarita, California 92688
tel 949-546-8000 | fax 949-546-8001 | www.abracon.com

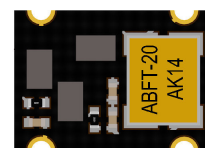
Revised: 03.01.12

Frequency Translator / Jitter Attenuator

ABFT



RoHS
Compliant



5.00 x 7.00 x 2.0mm

PART IDENTIFICATION

ABFT - MHz -

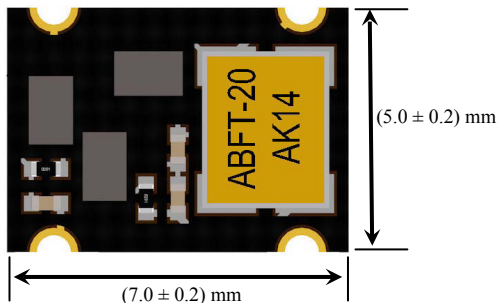
Frequency in MHz

20.000 MHz
Or
40.000 MHz

T = 1,000 unit Reel
T2 = (250) unit Reel

FREQUENCY TRACKING OVER TEMPERATURE

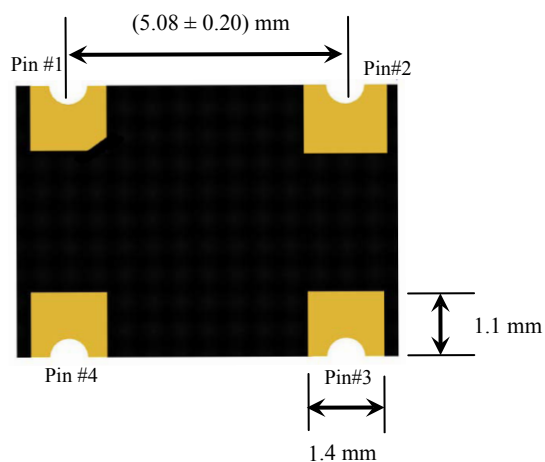
Top View



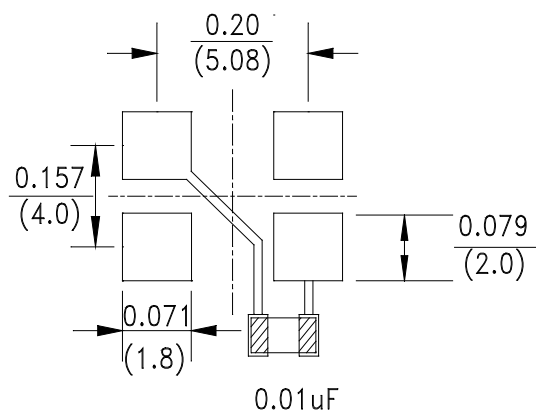
Side View



Bottom View



Recommended land pattern



Dimension : Inches
(mm)

PIN #	Name
1	10.0MHz Reference Input
2	GND
3	Locked - Output
4	Vdd

Note: Abracon recommends a 0.01uF bypass capacitor between pin#2 and pin#4

ALL Dimensions are in (mm)



