

阅读申明

- 1.本站收集的数据手册和产品资料都来自互联网，版权归原作者所有。如读者和版权方有任何异议请及时告之，我们将妥善解决。
- 2.本站提供的中文数据手册是英文数据手册的中文翻译，其目的是协助用户阅读，该译文无法自动跟随原稿更新，同时也可能存在翻译上的不当。建议读者以英文原稿为参考以便获得更精准的信息。
- 3.本站提供的产品资料，来自厂商的技术支持或者使用者的心得体会等，其内容可能存在描述上的差异，建议读者做出适当判断。
- 4.如需与我们联系，请发邮件到marketing@iczoom.com，主题请标有“数据手册”字样。

Read Statement

1. The datasheets and other product information on the site are all from network reference or other public materials, and the copyright belongs to the original author and original published source. If readers and copyright owners have any objections, please contact us and we will deal with it in a timely manner.
2. The Chinese datasheets provided on the website is a Chinese translation of the English datasheets. Its purpose is for reader's learning exchange only and do not involve commercial purposes. The translation cannot be automatically updated with the original manuscript, and there may also be improper translations. Readers are advised to use the English manuscript as a reference for more accurate information.
3. All product information provided on the website refer to solutions from manufacturers' technical support or users the contents may have differences in description, and readers are advised to take the original article as the standard.
4. If you have any questions, please contact us at marketing@iczoom.com and mark the subject with "Datasheets" .

HIGH TEMPERATURE CRYSTAL CLOCK GENERATOR

HTCCG

FEATURES

- Specified Over -55 to +225°C
- CMOS/TTL Compatible
- Output Frequencies of 24 KHz–20 MHz
- Divide by 2, 4, 8
- Single 5V Supply
- Hermetic 14-Pin Ceramic DIP
- Interfaces With External Crystal

APPLICATIONS

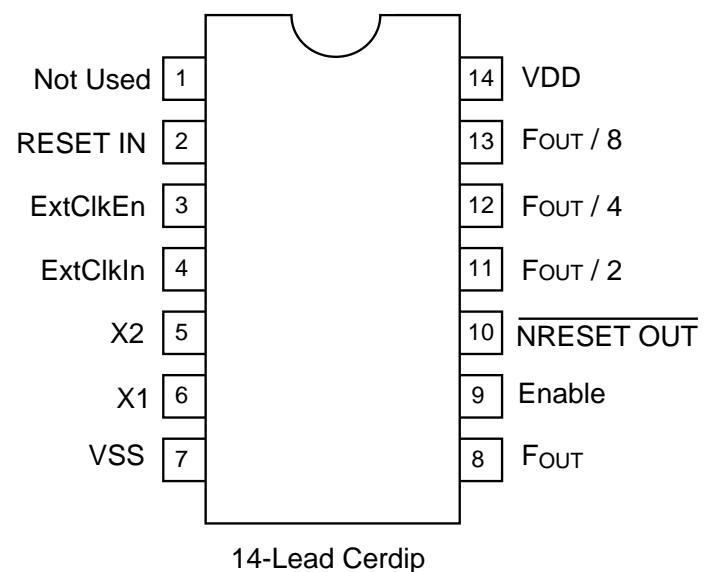
- Down-Hole Oil Well
- Avionics
- Turbine Engine Control
- Industrial Process Control
- Nuclear Reactor
- Electric Power Conversion
- Heavy Duty Internal Combustion Engines

GENERAL DESCRIPTION

The HTCCG is a high temperature clock oscillator fabricated in Honeywell's HTMOS™ high temperature process. The chip contains a crystal controlled oscillator driver, divider chain, low voltage monitor, and enable and reset lines. Using an external crystal, it is intended to provide reliable precision performance throughout the -55 to +225°C temperature band. All parts are burned in at 250°C to eliminate infant mortality. Typically, parts will operate up to +300°C for a year, with derated performance.

The HTCCG operates from input crystal frequencies of 48KHz to 40MHz. The base frequency output ranges from 24KHz to 20Mhz, with divide by two, four, and eight frequency outputs also provided. An Enable pin is included for extremely low power applications, and a Reset pin for prototyping purposes. The crystal driver may be bypassed for applications requiring only a precision divider chain.

PACKAGE PINOUT



HTCCG

DC ELECTRICAL CHARACTERISTICS

Symbol	Reset Parameters	Typ	Min	Max	Units	Notes
VOLrb	NRESET OUT VOL			0.4	V	
IOLrb	NRESET OUT IOL		16.0		mA	@RESET_BAR=0.4V
VOHrb	NRESET OUT VOH		2.4		V	
IOHrb	NRESET OUT IOH		400.0		μA	@RESET_BAR=2.4V
NRID	RESET IN Detect		1.8	3.3	V	

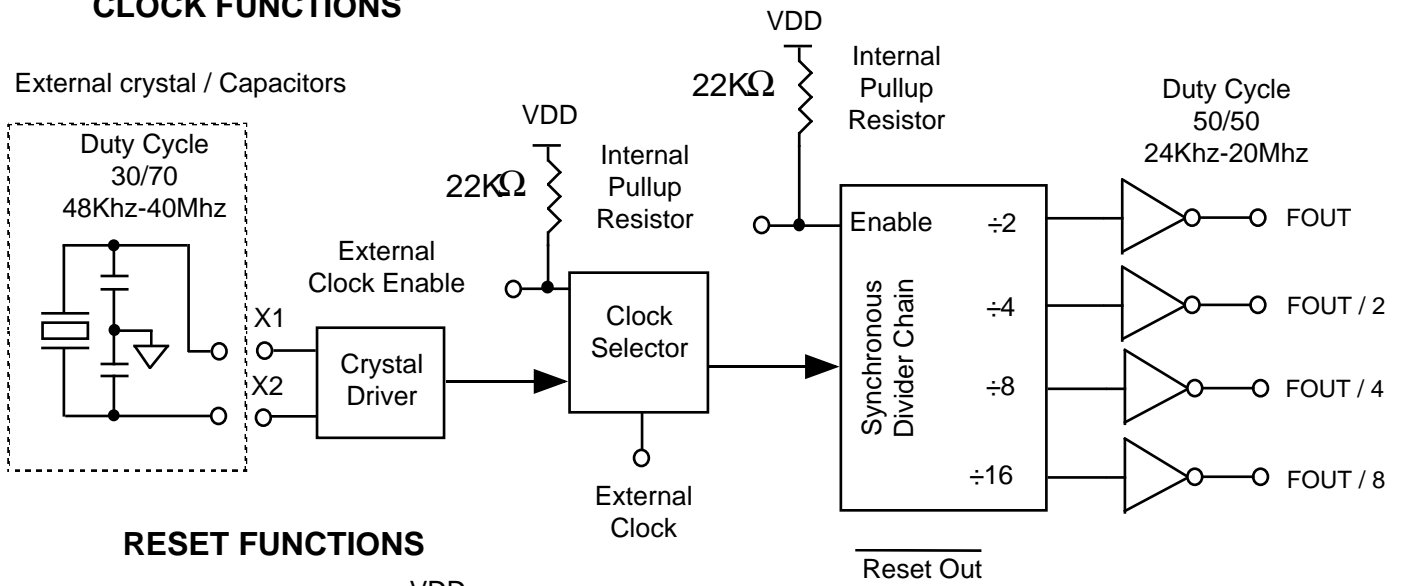
Symbol	Clock Parameters	Typ	Min	Max	Units	Notes
VILen	OUTPUT ENABLE VIL			0.8	V	
VIHen	OUTPUT ENABLE VIH		2.0		V	
IOLen	OUTPUT ENABLE IIL			300	μA	22KΩ Pullup Resistor Current
IOHen	OUTPUT ENABLE IIH			50	μA	22KΩ Pullup Resistor Current
VILen	CLOCK SELECT ENABLE VIL			0.8	V	
VIHen	CLOCK SELECT ENABLE VIH		2.0		V	
IOLen	CLOCK SELECT ENABLE IIL			300	μA	22KΩ Pullup Resistor Current
IOHen	CLOCK SELECT ENABLE IIH			50	μA	22KΩ Pullup Resistor Current
IDD	Supply Current		5.0	50	mA	
	Supply Voltage		4.5	5.5	V	
VOHf	FOUT VOH		2.4			Outputs Disabled
IOHf	FOUT IOH		400μA			
VOHf2	FOUT2 VOH		2.4			Outputs Disabled
IOHf2	FOUT2 IOH		400μA			
VOHf4	FOUT4 VOH		2.4			Outputs Disabled
IOHf4	FOUT4 IOH		400μA			
VOHf8	FOUT8 VOH		2.4			Outputs Disabled
IOHf8	FOUT8 IOH		400μA			

AC ELECTRICAL CHARACTERISTICS

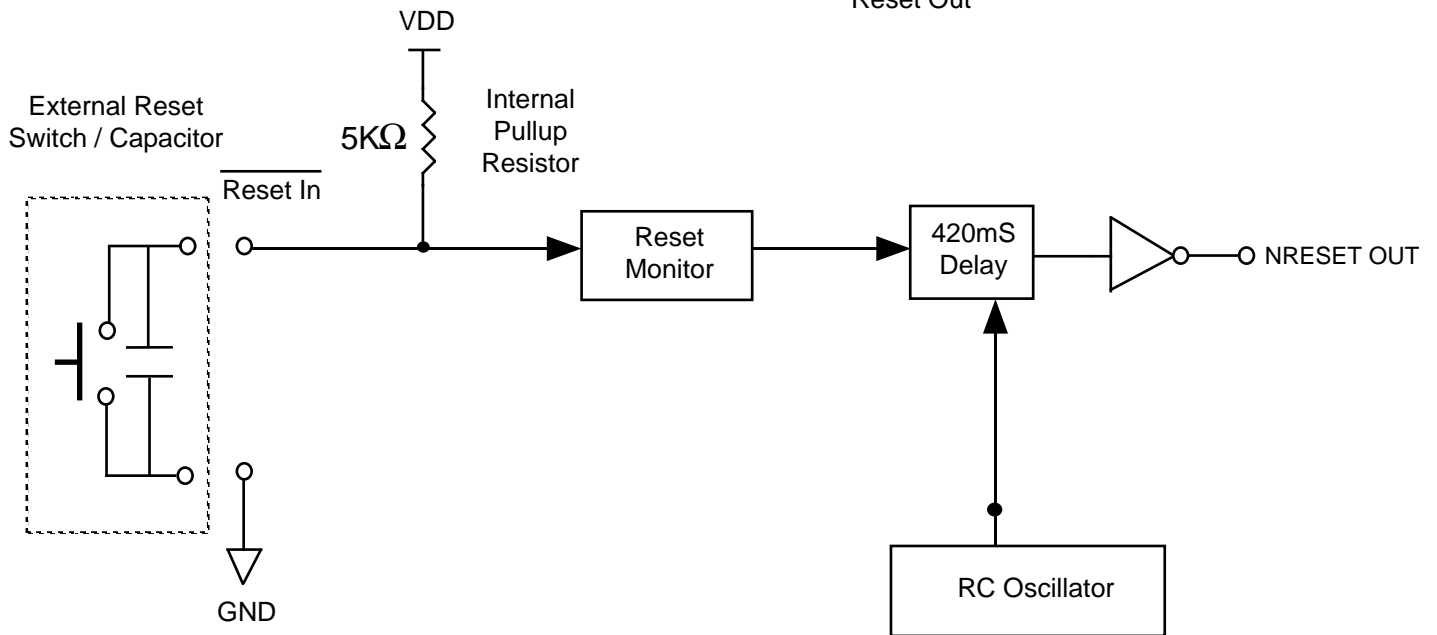
Symbol	Reset Parameters	Typ	Min	Max	Units	Notes
tRST	NRESET OUT Active Time	420	320.0	520	mS	Active Reset Pulse Time
tRPD	RESET IN to NRESET OUT Low			100	nS	

SIMPLIFIED SCHEMATIC

CLOCK FUNCTIONS



RESET FUNCTIONS



HTCCG

SPECIFICATIONS

Crystal Frequency Range	24KHz—20MHz
Output Symmetry	50 ± 5 %
Supply Voltage	5V ±10%
Supply Current	<10mA

ABSOLUTE MAXIMUM RATINGS (1)

Input Voltage, V_{DD} to V_{SS} -0.5 V to 7.0 V
Voltage On Any Pin to V_{SS} -0.5 V to $V_{DD}+0.3$ V
Power Dissipation 500 mW
Storage Temperature -65 to +325°C
Lead Temperature (attachment, 10 sec) 355°C

Stresses in excess of those listed above may result in permanent damage. These are stress ratings only, and operation at these levels is not implied. Frequent or extended exposure to absolute maximum conditions may effect device reliability.

ORDERING INFORMATION

HTCCGDC

D - Indicates package type C - Indicates screening level
D = 14-Lead Ceramic DIP C = Commercial

For packaging options, call Honeywell

**To learn more about Honeywell Solid State Electronics Center,
visit our web site at <http://www.ssec.honeywell.com>**

Honeywell reserves the right to make changes to any products or technology herein to improve reliability, function or design. Honeywell does not assume any liability arising out of the application or use of any product or circuit described herein; neither does it convey any license under its patent rights nor the rights of others.

Honeywell